



राष्ट्रीय परीक्षा एजेंसी  
National Testing Agency  
Excellence in Assessment



गुरुगुरुतमो धाम  
NCTE

# National Common Entrance Test 2024

## ADMISSION TO

4-Year Integrated Teacher  
Education Programme (ITEP)

in selected

Central/State University/Institutions  
including IITs, NITs, RIEs and

Government Colleges

for the Academic Session

2024-25

मराठी म्हाळी हिन्दी  
गुजराती తెలుగు లిపి മലയാളം  
भाषा বাংলা  
ଓଡ଼ିଆ ଭାଷା ಕನ್ನಡ ಸಂಸ್ಕೃತಮ್  
விக்கிப்பீடியா অসমীয়া



<https://ncet.samarth.ac.in>  
[www.nta.ac.in](http://www.nta.ac.in)



  
Information  
BULLETIN



## NATIONAL TESTING AGENCY

### *Vision*

The right candidates joining best institutions will give India her demographic dividend.

### *Mission*

To improve equity and quality in education by administering research based valid, reliable, efficient, transparent, fair and international level assessments. The best subject matter experts, psychometricians and IT delivery and security professionals will ensure that the current gaps in existing assessment systems are properly identified and bridged.

### *Core Values*

NTA will create a system which will promote teaching (by teachers), learning (by students) and assessment (by parents and institutions). NTA strongly believes in quality, efficiency, effectiveness, equity and security of assessments. To practice these values, NTA will constantly engage with its stakeholders, viz. students, parents, teachers, experts and partner institutions.



## Index

CONTENT		PAGE NO.
<b>List of Abbreviations</b>		<b>4</b>
<b>Important Information and Dates at a Glance</b>		<b>5-11</b>
<b>Chapter-1</b>	<b>INTRODUCTION</b>	<b>12</b>
1.1	About National Testing Agency (NTA)	
1.2	About NCTE	
1.3	About NCET 2024	
1.4	Role of NTA	
<b>Chapter-2</b>	<b>EXAMINATION SCHEME</b>	<b>16</b>
2.1	Mode of Examination	
2.2	Medium of Examination	
2.3	Scheme of Examination	
2.4	Pattern of Examination	
2.5	Tests / Subjects covered under NCET 2024	
2.6	Duration of Test	
2.7	Syllabus of Test	
<b>Chapter-3</b>	<b>Eligibility</b>	<b>21</b>
3.1	Eligibility	
3.2	List of Qualifying Exam	
3.3	Year of Appearance in Qualifying Examination	
3.4	NCTE Recognized Universities/Institutions	
<b>Chapter-4</b>	<b>Reservation</b>	<b>23</b>
4.1	Reservations	
4.2.	Provisions relating to persons with disability	
4.2.2	Guidelines for conducting written examinations for persons with specified disabilities	
<b>Chapter-5</b>	<b>Choice of Cities</b>	<b>26</b>
<b>Chapter-6</b>	<b>Admit Card</b>	<b>27</b>
<b>Chapter-7</b>	<b>Schedule of Examination</b>	<b>28</b>
<b>Chapter-8</b>	<b>Fields of Application Form</b>	<b>29</b>
<b>Chapter-9</b>	<b>Important Instructions for the Candidates</b>	<b>34</b>



<b>Chapter-10</b>	<b>Unfair Means Practices and breach of Examination Rules</b>	<b>36</b>
10.1	Definition	
10.2	Punishment for Using Unfair Means practices	
10.3	Cancellation of Result	
<b>Chapter-11</b>	<b>Barred Items</b>	<b>38</b>
<b>Chapter-12</b>	<b>Display of Answer Key for Challenge</b>	
12.1	Display of Answer Key Challenge	
12.2	Display of Recorded Responses	
12.3	Marking Scheme of Examination	
12.4	Use of Scores of NCET 2024 by Other Organizations	
<b>Chapter-13</b>	<b>NCET 2024 Score and Admissions</b>	<b>41</b>
13.1	NCET 2024 NTA Score	
13.2	Re-evaluation/ Re-checking of the Result	
13.3	Admissions	
<b>Chapter-14</b>	<b>Miscellaneous</b>	<b>42</b>
14.1	Query Redressal System (QRS)	
14.2	Correspondence with NTA	
14.3	Weeding Out Rules	
14.4	Legal Jurisdiction	



S. No.	Annexure No.	Particulars	Page No.
1.	I	Disability Certificate Form-PwBD (II)	43
2.	II	Letter of undertaking using own Scribe	44
S. No.	Appendix No.	Particulars	Page No.
1.	I	List of Central/State Universities/Institutions including IITs, NITs, RIEs, and Government Colleges for Academic Session 2024-25	45
2.	II	List of Languages/ Domain Specific Subjects/ General Test covered in NCET 2024	51
3.	III	List of Examination Cities for NCET 2024	53
4.	IV	Procedure for Online Payment of Fees and Helpline for Payment-Related Queries	57
5.	V	Computer Based Test (CBT) Guidelines	60
6.	VI	Procedure to be adopted for compilation of NTA Score for Multi-Session Papers	64
7.	VII	Replica of the online Application Form of NCET - 2024	



### LIST OF ABBREVIATIONS

<b>CBT</b>	<b>Computer Based Test</b>
<b>NCTE</b>	<b>National Council for Teacher Education</b>
<b>CU</b>	<b>Central University</b>
<b>NCET</b>	<b>National Common Entrance Test</b>
<b>EWS</b>	<b>Economically Weaker Section</b>
<b>GOI</b>	<b>Government of India</b>
<b>MCQ</b>	<b>Multiple Choice Question</b>
<b>MoE</b>	<b>Ministry of Education</b>
<b>NDA</b>	<b>Non-Disclosure Agreement (NDA)</b>
<b>NEGP</b>	<b>National e-Governance Plan (NeGP)</b>
<b>NTA</b>	<b>National Testing Agency</b>
<b>OBC-NCL</b>	<b>Other Backward Classes-Non-Creamy Layer</b>
<b>PwBD</b>	<b>Persons with Disabilities</b>
<b>QRS</b>	<b>Query Redressal System</b>
<b>RPwBD</b>	<b>The Rights of Persons with Disabilities Act, 2016</b>
<b>SC</b>	<b>Scheduled Castes</b>
<b>ST</b>	<b>Scheduled Tribes</b>
<b>TPC</b>	<b>Test Practice Centre</b>
<b>UPI</b>	<b>Unified Payment Interface (UPI)</b>
<b>UR</b>	<b>Unreserved</b>
<b>UT</b>	<b>Union Territory</b>
<b>UI</b>	<b>Under Graduate/Integrated</b>
<b>VLE</b>	<b>Village level Entrepreneur</b>
<b>OCI</b>	<b>Overseas Citizen of India</b>



**IMPORTANT INFORMATION AND DATES AT A GLANCE**

**(Please refer to Information Bulletin / University/ Institution / Government College Websites for details)**

**Important Dates and Fee Details for National Common Entrance Test 2024:**

National Common Entrance Test 2024 will be conducted in 13 mediums across India in Computer Based Test (CBT) mode for admission to a 4-Year Integrated Teacher Education Programme (ITEP) in selected Central / State Universities / Institutions including IITs, NITs, RIEs, and Government Colleges for the Academic Session 2024-25 as per the schedule given below:

<b>Online Submission of Application Form</b>	<b>13 April to 30 April 2024 (up to 11:30 P.M.)</b>
<b>Last date of successful transaction of fee through Credit/Debit Card/Net-Banking/UPI</b>	<b>30 April 2024 (up to 11:50 P.M.)</b>
<b>Correction in Particulars</b>	<b>02 May to 04 May 2024</b>
<b>Announcement of the City of Examination</b>	<b>The last week of May 2024</b>
<b>Downloading Admit Cards from the NTA website</b>	<b>03 days before the actual date of the Examination</b>
<b>Date of Examination</b>	<b>12 June 2024 (Wednesday)</b>
<b>Display of Recorded Responses and Answer Keys</b>	To be announced later on the website
<b>Website(s)</b>	<a href="http://www.nta.ac.in">www.nta.ac.in</a> , <a href="https://ncet.samarth.ac.in/">https://ncet.samarth.ac.in/</a>
<b>Declaration of Result on the NTA website</b>	To be announced later on the website

The following fee structure is applicable for NCET 2024:

<b>Fee Payable by candidates [NCET 2024] in INR</b>		
<b>General (UR)</b>	<b>OBC)- (NCL)/ EWS</b>	<b>SC/ST/PwBD/ Third gender</b>
<b>₹ 1200/-</b>	<b>₹ 1000/-</b>	<b>₹ 650/-</b>

\*Other Backward Classes-Non Creamy Layer as per the central list of Other Backward Classes available on National Commission for Backward Classes (NCBC), Government of India website [www.ncbc.nic.in](http://www.ncbc.nic.in). Only the candidates falling in this list may mention OBC in the Category Column. State list OBC candidates who are not in OBC-NCL (Central List) must choose General/Unreserved.

\*\*As per the OM No. 20013/01/2018-BC-II dated 17 January 2019, issued by the Ministry of Social Justice and Empowerment and the OM No. 12-4/2019-U1 dated 17.01.2019 of MHRD Department of Higher Education regarding the implementation of reservation for Economically Weaker Section (EWS) for admission in Central Educational Institutions.



Broad features of NCET 2024 are as follows:

<b>Mode of the Test</b>	Computer Based Test (CBT)
<b>Test Pattern</b>	Objective type with Multiple Choice Questions
<b>Medium</b>	<b>13 languages</b> ( <i>Assamese, Bengali, English, Gujarati, Hindi, Kannada, Malayalam, Marathi, Punjabi, Odia, Tamil, Telugu, and Urdu</i> )
<b>Syllabus</b>	<b>Language:</b> Language to be tested through Reading Comprehension, Literary Aptitude, and Vocabulary
	<b>Domain Subject:</b> As per Class 12 syllabus only.
	<b>General Test:</b> General Knowledge, Current Affairs, General Mental Ability, Numerical Ability, Quantitative Reasoning, Logical and Analytical Reasoning
	<b>Teaching Aptitude:</b> Topics related to the teaching of science, Arts, Mathematics, Performing Arts, Languages, etc.
<b>Registration</b>	Registration will be online at <a href="https://ncet.samarth.ac.in">https://ncet.samarth.ac.in</a>

*Candidates are requested to fill in the Application Form very carefully.*

- (a) The fee can be submitted only online through Net Banking/Credit Card/Debit Card/UPI, or Paytm Services. Processing charges and GST as applicable are chargeable from the candidate (in addition to the examination fee) by the concerned Bank/Payment Gateway Integrator. For details/procedure, please see **Appendix-IV**.
- (b) The Confirmation Page of the online Application Form will be generated only after the successful payment of the fee by the Candidate. In case the Confirmation Page is not generated after payment of the fee, then the candidate may have to approach the concerned Bank/Payment Gateway (in the helpline numbers and email given in **Appendix-IV** to ensure the successful payment or to obtain the refund of duplicate /multiple payments.
  1. Candidates must carefully read the Instructions (including how to fill up the Application Form online) given in the Information Bulletin available on the NTA Website. Candidates not complying with the instructions shall be summarily disqualified.
  2. Candidates should apply for **NCET 2024 through the “Online” mode only**. The Application Form **in any other mode will not be accepted**.
  3. Submission of the Application Form could be made by the candidate online through the NTA website: <https://ncet.samarth.ac.in/> (Access is also available through the NCTE website (<https://ncte.gov.in>) to reach to NTA website for the NCET 2024 online application.)
  4. **Instructions for filling Online Application Form:**
    - ❖ Before starting to fill the application form candidates are advised to read the Prospectus displayed on the website of the NTA/NCTE/University/Institution/Government College





where admission is sought and be clear about the courses offered by them, seats available, eligibility as regards age, passing/appearing in qualifying exam, minimum marks in the qualifying exam, relaxation thereof, reservation, admission procedure, etc before applying for the **NCET 2024**, as Universities have their own specific requirements for admission to specified courses (**discipline/stage**). NTA will not entertain the corrections sent by the candidate through Post/Fax/WhatsApp/E-mail/by Hand.

- ❖ Download the **Information Bulletin and Replica of the Application Form**. Read these carefully to ensure your eligibility
- ❖ **Follow the steps given below to Apply Online:**

### **Step 1: Registration Form:**

Register for the Online Application Form and note down the system-generated Application Number. The candidate should supply the required details while filling the Online Application Form and is also required to create a PASSWORD choose Security Question and enter his/her Answer. After successful submission of the personal details, an Application number will be generated and it will be used to complete the remaining Steps of the Application Form and will also be required for all future reference/correspondence. For subsequent logins, the candidate will be able to login directly with the respective system-generated **Application Number** and created **Password**.

### **Step 2: Application Form:**

The Candidates can log in with the system-generated Application Number and pre-created Password for completing the Application Form including filling up personal details, providing the details of educational qualification, university/ programme selection, test paper details, choosing the Examination Cities, and uploading the images and documents (if any)

**Upload Scanned Images of the Candidate's Photograph, Signature, and PwBD Certificate (wherever applicable):**

- i. *The recent photograph should be either in colour or black and white with 80% face (without mask) visible including ears against a white background.*
- ii. *The scanned photograph and signature should be in JPG/JPEG format (clearly legible).*
- iii. *The size of the scanned photograph should be between 10 kb to 200 kb (clearly legible).*
- iv. *The size of the scanned signature should be between 4 kb to 30 kb (clearly legible).*
- v. *\*The size of the scanned copy of the PwBD certificate should be between 50kb to 300 kb in pdf (clearly legible)*

**[Note:** The Candidate has to upload only his/her own photograph, signature, and certificate(s) as mentioned above (and not of anybody else) in a correct/proper manner. In case, it is found at any time in the future that the Candidate has used/uploaded the photograph, signature, and certificate(s) of someone else in his/her Application Form, or *he/she has tampered with his/her Admit Card/Result/Scorecard, these acts of the candidate shall be treated under*



*Unfair Means (UFM) Practices and actions taken as detailed under the provisions of the Information Bulletin relating to Unfair Means Practices.*

*Please check your photograph and signature before submission of the Application Form. In case the photograph or signature is blurred or not visible to identify the identity of the candidate then, the application will be rejected and no option for correction or revision will be permitted.*

**Step 3: Fee Payment:**

After completing Step 1 and Step 2, the candidates have to pay the requisite examination fee. The fee can be submitted only online through Net Banking, Credit Card, Debit Card, or UPI. Processing charges and GST as applicable are chargeable to the candidate (in addition to the examination fee) by the concerned Bank/Payment Gateway Integrator.

The Confirmation Page of the online Application Form will be generated only after successful payment by the Candidate. In case the Confirmation Page is not generated after payment of the fee, then the candidate may have to approach the concerned Bank/Payment Gateway (in the helpline number and e-mail given in the Information Bulletin) to ensure the successful payment or to obtain the refund of duplicate/multiple payments].

- ❖ **Download, save, and print a copy of the Confirmation Page of the Application Form** (which would be downloadable only after the successful remittance of the fee) for future reference.
- ❖ All **3 Steps** can be done together or at separate timings. The submission of the Application of a candidate could be considered as successful and his/her candidature would be confirmed only on the successful transaction/receipt of the prescribed application fee from him/her.
  5. Candidates shall ensure that the information entered by them in their respective online Application Forms is correct.
  6. Information provided by the candidates in their respective online Application Forms, like the Name of the Candidate, Contact Details, Address Details, Category, Gender, PwBD Status, Educational Qualification Details, Date of Birth, Choice of Exam cities, etc. will be treated as final. Any request for change in such particulars will not be considered by NTA under any circumstances.
  7. **All candidates must ensure that they have provided the correct e-mail address and mobile number.**
  8. Candidates must ensure that their email address and mobile number to be registered in their online Application Form are their own, as relevant/important information/communication will be sent by NTA through e-mail on the registered mail address and/or through SMS on the registered mobile number only. NTA shall not be responsible for any non-communication /miscommunication with a candidate in the email address or mobile number given by him/her other than his/her own.
  9. *NTA does not edit/modify/alter any information entered by the candidates after completion of the application process under any circumstances. Any request for change in information thereafter will not be entertained. Therefore, candidates are*



*advised to exercise utmost caution before filling up the correct details in the Application Form.*

10. *NTA disclaims any liability that may arise to a candidate(s) due to incorrect information provided by him/her in his/her online Application Form.*
11. ***Candidates are advised to visit the NTA Website(www.nta.ac.in) and check their e-mails regularly for the latest updates.***
12. *Candidates shall appear at their own cost at the Examination Centre on the date, shift, and time indicated on their Admit Cards issued by the NTA in due course through its Website.*

**Note:**

- i. *The final submission of the Online Application Form will remain incomplete if **Step 3** is not complete. Such forms will stand rejected and no correspondence on this account will be entertained.*
- ii. *The entire application process for **NCET 2024** is online, including uploading of scanned images/documents, payment of fees, and printing of Confirmation Page, Admit Card, etc. **Therefore, candidates are not required to send/submit any document(s) including the Confirmation Page to NTA through Post/ Fax/WhatsApp/Email/by Hand.***
- iii. **Usage of Data and Information:**  
*NTA/Government of India can use the data provided by the End Users (test taker in this case) for training, research and development, analysis, and other permissible purposes (s).*
- iv. *Candidates will also be required to indicate in their application form the name/s of the courses opted for them. All candidates will be eligible for these courses provided they fulfill their eligibility requirements and their data will be shared with University/ies, if required, at a later date, to facilitate the process of their admission there. Hence, candidate/s are advised to exercise care while filling the application form.*
- v. *Candidates are advised to fill only one Application Form and to take utmost care while filling out the mobile number and e-mail address. Candidates are also advised to use the mobile number and email address that are accessible to them (may be parent/ guardian). One mobile number and email address can be used for one Application Form only. However, in the case of twins one mobile can be used for two candidates.*

**Important Points to Note:**

**Candidates who will be appearing in NCET 2024 will participate in the Counselling/admission process of any Central/State University / Institution (IITs, NITs, RIEs, and Govt. Colleges) which have been granted recognition by NCTE for ITEP for the academic session 2024-25. University/ Institution /Govt. College may fill up the vacant seats thereafter from the pool of NCET-qualified candidates.**

For any queries/ clarifications, candidates can also Email/call the NTA Helpdesk:

<b>Email ID</b>	<a href="mailto:ncet@nta.ac.in">ncet@nta.ac.in</a>
<b>Contact Number</b>	<b>011- 40759000 / 011-69227700</b>



**Note:**

1. All Candidates shall ensure that the information (like his/her name, mother's name, father's name, gender, date of birth, category, PwBD status, mobile number, e-mail address, photograph and signature, choice of cities for exam Centre, etc.) provided by them in their online Application Form is correct and is their own.
2. **Candidates are advised to read the Prospectus displayed on the website of the University/ies where admission is sought and be clear about the courses offered by them, seats available, eligibility as regards to age, passing/appearing in qualifying exams, minimum marks in the qualifying exam, relaxation thereof, reservation, admission procedure, etc. applicable and be clear before applying for the NCET 2024, as Universities have their own specific requirements for admission to specified courses (discipline/stage). NTA will not entertain the corrections sent by the candidate through Post/Fax/WhatsApp/E-mail/by Hand.**
3. In case it is found at any time in the future that the Candidate has used/uploaded the photograph, signature, and certificate(s) of someone else in his/ her Application Form/Admit Card or he/she has tampered with his/her Admit Card/result, it would be treated as Unfair Means (UFM) Practices on his/her part and the actions will be taken under the provisions of Unfair Means Practices, as detailed in the Information Bulletin.
4. **Candidates are NOT allowed to carry Instruments, Geometry or Pencil box, Handbag, Purse, any kind of Paper/ Stationery/ Textual material (printed or written material), Eatables and Water (loose or packed), Mobile Phone/ Earphone/ Microphone/ Pager, Calculator, DocuPen, Slide Rules, Log Tables, Camera, Tape Recorder, Electronic Watches with facilities of calculator, any metallic item or electronic gadgets/ devices in the Examination Hall/Room.**
5. **Candidates are advised to keep visiting the NTA/NCET/ University / Institution / Govt. College website(s) as mentioned above (in which candidate is applying) for the latest updates/public notices / notifications / announcements regarding the NCET 2024 for admission in ITEP for the academic year 2024-25.**

**Brief Advisory:**

Candidates are advised to carry only the following with them into the examination venue:

- i. Admit card along with Self Declaration (Undertaking) downloaded from the NTA Website (a clear printout on A4 size paper) duly filled in
- ii. A simple transparent Ball Point Pen
- iii. Additional photograph (same as uploaded on the Online Application Form) to be pasted on the attendance sheet in examination Room/ Hall.
- iv. Any one of the authorized photo IDs (must be original, valid, and non-expired) – School Identity Card/ PAN card/ Driving License/ Voter ID/ Passport/ Aadhaar Card (With photograph)/E-Aadhaar with photograph/ Ration Card with photograph/ Class 12 Board Admit Card with photograph/ Bank Passbook with Photograph.
- v. PwBD certificate issued by the authorized medical officer, if claiming the relaxation under PwBD category
- vi. Personal transparent water bottle
- vii. Sugar tablets/fruits (like banana/apple/orange) in case the candidate is diabetic.



## CHAPTER – 1 INTRODUCTION

### 1.1. About National Testing Agency (NTA)


The Ministry of Education (MoE), Government of India (GoI) has established the National Testing Agency (NTA) as an independent, autonomous, and self-sustained premier testing organization under the Societies Registration Act (1860) for conducting efficient, transparent, and international standardized tests in order to assess the competency of candidates for admission to premier higher education institutions with a mission to improve equity and quality in education by developing and administering research-based valid, reliable, efficient, transparent, fair and international level assessments.

NTA has created a system that is promoting teaching (by teachers), learning (by students), and assessment (by parents and institutions). NTA strongly believes in the quality, efficiency, effectiveness, equity, and security of assessments. To practice these values, NTA is constantly engaging with its stakeholders, viz. students, parents, teachers, experts, and partner institutions.

**The objectives of NTA, *inter alia*, include:**

1. To conduct efficient, transparent, and international standardized tests in order to assess the competency of candidates for admission.
2. To undertake research on educational, professional, and testing systems to identify gaps in the knowledge systems and take steps for bridging them.
3. To produce and disseminate information and research on education and professional development standards.

National Testing Agency has been entrusted with the responsibility of conducting the National Common Entrance Test (NCET) for admission to **4-Year Integrated Teacher Education Programme (ITEP) in selected Central/State Universities/Institutions including IITs, NITs, RIEs, and Government Colleges for the Academic Session 2024-25.**







## 1.2. About National Council for Teacher Education (NCTE)

The NCTE, as a statutory body under the Department of School Education & Literacy, Ministry of Education (MoE), Government of India came into existence in pursuance of the National Council for Teacher Education Act, 1993 on 17th August 1995 with the mandate to achieve planned and coordinated development of teacher education throughout the country and to govern the regulation and proper maintenance of norms and standards for teacher education. The organization is a pan-India jurisdiction and comprises various divisions along with 4 Regional Committees namely Northern Regional Council, Eastern Regional Council, Southern Regional Council, and Western Regional Council which are all stationed in New Delhi. The gamut of functions performed by NCTE is very broad covering all the teacher education programmes e.g. Diploma in Elementary Education (D.El. Ed), Bachelor of Education (B.Ed.), Master of Education (M.Ed.), etc. It includes the Integrated Teacher Education Programme (ITEP) for student-teachers to equip them to teach at the Foundational, Preparatory, Middle, and Secondary levels of the new school system in alignment with NEP 2020.

## 1.3. About National Common Entrance Test (NCET 2024)

National Common Entrance Test (NCET) is a national-level examination conducted by the National Testing Agency (NTA), on behalf of the National Council for Teacher Education (NCTE). Qualifying in NCET is a mandatory requirement for seeking admission to **the 4-Year Integrated Teacher Education Programme (ITEP) in selected Central/State Universities/Institutions including IITs, NITs, RIEs, and Government Colleges for the Academic Session 2024-25.**

The NCET Information Bulletin is mainly categorized into examination eligibility, application submission, examination centres, content and test components, examination pattern, marks/scores, etc. In all matters concerning NCET 2024, the decision of the NTA and NCTE will be final and binding on all the applicants.

### 1.3.1 Background

NEP 2020 enacts numerous changes in India's teacher education sector, one of them is as referred in para15.7: *"In order to maintain uniform standards for Teacher Education, the admission to pre-service teacher preparation programmes shall be through suitable subject and aptitude test conducted by the National Testing Agency and shall be standardized keeping in view the linguistic and cultural diversity of the country"*.

### 1.3.2 Integrated Teacher Education Programme

*The 4-year integrated B.Ed. will be a dual-major holistic bachelor's degree, in Education as well as a specialized subject (such as language, history, music, mathematics, computer science, chemistry, economics, art, physical-education, etc.). Beyond the teaching of cutting-edge pedagogy, the teacher education will include a grounding in sociology, history, science, psychology, early childhood care and education, foundational literacy and numeracy, knowledge of India and its values/ethos/art/traditions, and more. [NEP 2020: 15.5]*



Recognition has been granted to selected **Central/State Universities/Institutions which also include IITs, NITs, RIEs, and Government Colleges for the Integrated Teacher Education Programme (ITEP) as envisaged in NEP 2020 from the academic session 2024-25.** The ITEP is a Dual Major Programme -the first major is in Education with School Specific Stage specialization and the second major is in an opted discipline. The approach to the design and implementation of ITEP are:

- Education in Multidisciplinary Environment
- 4-year duration after grade 12 of the school system
- Admission through the National Common Entrance Test (NCET) conducted by NTA
- Minimal degree qualification to become a teacher by 2030
- Responsive to new 5+3+3+4 design
- Introduction of Credit System as per UGC
- Integrated Dual-Major Degree- Disciplinary & Professional Knowledge of Education
- Focus on 21<sup>st</sup> Century Skills
- Stage Specialization (5+3+3+4): Each student will specialize in one of the following school stages which will qualify them to become teachers of that Stage:
  - i) Foundational Stage Specialization (for teaching Pre-School to Grade 2)
  - ii) Preparatory Stage Specialization (for teaching Grades 3 to Grade 5)
  - iii) Middle Stage Specialization (for teaching Grades 6 to Grade 8)
  - iv) Secondary Stage Specialization (for teaching Grades 9 to Grade 12)

A list of participating institutions is given in **Appendix 1.**

#### **1.4. Role of NTA**

The role of NTA is confined to the registration of candidates, the conduct of the test, hosting answer keys, inviting challenges, finalizing answer keys, preparing and declaring results, hosting Scorecards, and handing over the score data to the participating **Universities/ Institutions/ Government Colleges.**

**Merit list will be prepared by the aforesaid participating Universities/ Institutions/ Government Colleges, they may conduct their individual counselling based on the scorecard of NCET 2024 provided by NTA.**

**The letters/e-mails/grievances/queries/RTI applications/Court cases pertaining to admission related matters/procedures will not be entertained by NTA. The same may be addressed to the concerned University/ Institutions/ Government Colleges.**





*“In order to maintain uniform standards for Teacher Education, the admission to pre-service teacher preparation programmes shall be through suitable subject and aptitude test conducted by the National Testing Agency and shall be standardized keeping in view the linguistic and cultural diversity of the country”.*

(NEP, Para 15.7)

*The 4-year integrated B.Ed. will be a dual-major holistic bachelor’s degree, in Education as well as a specialized subject (such as language, history, music, mathematics, computer science, chemistry, economics, art, physical-education, etc.). Beyond the teaching of cutting-edge pedagogy, the teacher education will include grounding in sociology, history, science, psychology, early childhood care and education, foundational literacy and numeracy, knowledge of India and its values/ethos/art/traditions, and more.*

(NEP 2020: 15.5)

- Details of 4 Year ITEP offered by Universities/Institutions is available at the NTA, NCTE and respective University/Institutions website.
- Candidates are advised to keep visiting the NTA, NCTE and Universities/Institutions website in which they are applying to, for the latest updates/public notices/notifications/announcements to be issued from time to time regarding the NCET – 2024 for 4-Year Integrated Teacher Education Programme (ITEP).
- National Common Entrance Test (NCET) – 2024 is meant for Entry/Admission to ITEP offered by NCTE recognized Central/State Universities, IITs, NITs, RIEs and Government Colleges for the Academic Year 2024-25.



## CHAPTER – 2 EXAMINATION SCHEME

### 2.1. Mode of Examination:

The NCET 2024 will completely be conducted in **Computer Based Test (CBT)** mode.

### 2.2. Medium of Examination:

**Medium of the Question Papers: Drawing from the National Education Policy (NEP), the NCET 2024 will be conducted in English, Hindi, Assamese, Bengali, Gujarati, Kannada, Malayalam, Marathi, Odia, Punjabi, Tamil, Telugu, and Urdu.**

S. No.	Language	Examination Centres
1.	<b>English</b>	All Examination Centres
2.	<b>English and Hindi</b>	All Examination Centres in India
3.	<b>English and Assamese</b>	Examination Centres in Assam
4.	<b>English and Bengali</b>	Examination Centres in West Bengal, Tripura, and Andaman & Nicobar Islands
5.	<b>English and Gujarati</b>	Examination Centres in Gujarat, Daman & Diu, Dadra & Nagar Haveli
6.	<b>English and Kannada</b>	Examination Centres in Karnataka
7.	<b>English and Malayalam</b>	Examination Centres in Kerala and Lakshadweep
8.	<b>English and Marathi</b>	Examination Centres in Maharashtra
9.	<b>English and Odia</b>	Examination Centres in Odisha
10.	<b>English and Punjabi</b>	Examination Centres in Punjab, Chandigarh, and Delhi/New Delhi (including Faridabad, Ghaziabad, Gurugram, Meerut, Noida/Greater Noida)
11.	<b>English and Tamil</b>	Examination Centres in Tamil Nadu, Puducherry, and Andaman & Nicobar Islands
12.	<b>English and Telugu</b>	Examination Centres in Andhra Pradesh and Telangana
13.	<b>English and Urdu</b>	All Examination Centres in India

The option of language for Question Paper should be exercised while filling up the Application Form online and it cannot be changed at a later stage.

Please note that for the correctness of the questions in all the question papers, the English version will be taken as the final.

### 2.3. Scheme of Examination



Subject combinations for each paper, type of questions in each paper, and mode of examination are given in the table below:

Section	Subjects/ Tests	Questions to be Attempted
<b>Section 1</b>	There are <b>38</b> different languages. Any two languages need to be chosen. Language 1 and Language 2.	<ul style="list-style-type: none"> <li>➤ <b>02 different Language papers are to be chosen.</b></li> <li>➤ <b>Each language paper will have 23 questions out of which 20 questions need to be attempted.</b></li> </ul>
<b>Section 2 – Domain Specific Subjects</b>	26 Domain-specific subjects are being offered under this section. A candidate may choose any three subjects as desired by the applicable University/Universities/ Institution.	<ul style="list-style-type: none"> <li>➤ <b>03 Domain Specific subjects are to be chosen.</b></li> <li>➤ <b>Each domain-specific subject will have 28 questions out of which 25 questions need to be attempted.</b></li> </ul>
<b>Section 3 - General Test</b>	This is a mandatory section. The General Test will have <b>28</b> questions out of which <b>25</b> questions need to be attempted.	
<b>Section 4 – Teaching Aptitude</b>	This is a mandatory section. Teaching Aptitude will have <b>23</b> questions out of which <b>20</b> questions need to be attempted.	
<b>Note:</b>		
<ol style="list-style-type: none"> <li>1. <i>In total, there will be 160 questions to be attempted out of 181 questions. There will be a choice of 03 questions in each subject (language/Domain-specific subject/Teaching Aptitude/General Test).</i></li> <li>2. <i>The examination may be conducted on multiple days in two shifts, depending on the number of Candidates and Subject choices.</i></li> </ol>		

#### 2.4. The pattern of Question Paper:

All questions will be Objective type Multiple Choice Questions (MCQs).

S. No.	Test paper	Total Questions	Total questions to be attempted	To be chosen from
1.	Language 1	23	20	To be chosen from Section 1 (38 languages).
2.	Language 2	23	20	Other than Language 1 in Section 1.
3.	Teaching Aptitude	23	20	Compulsory
4.	General Test	28	25	Compulsory
5.	Domain Specific Subject 1	28	25	To be chosen from Section 2 (26 Domain-Specific subjects)
6.	Domain Specific Subject 2	28	25	Other than Domain-Specific Subject 1 from Section 2.
7.	Domain Specific Subject 3	28	25	Other than Domain-Specific Subjects 1 and 2 from Section 2.
<b>Total Questions</b>		<b>181</b>	<b>160</b>	

#### 2.5. Tests / Subject covered under NCET 2024

The list of Languages, Domain Specific Subjects, and General Test covered in NCET 2024



is given in the following table:

SECTION	Code	Name
Section 1 (38 Languages)	101	English Language and Literature
	102	Hindi Language and Literature / हिंदी भाषा और साहित्य
	103	Assamese
	104	Bengali
	105	Gujarati
	106	Kannada
	107	Malayalam
	108	Marathi
	109	Odia
	110	Punjabi
	111	Tamil
	112	Telugu
	113	Urdu
	114	English for Communication
	115	Hindi for Communication / संचार के लिए हिंदी
	201	Arabic
	202	Bodo
	203	Chinese
	204	Dogri
	205	French
	206	German
	207	Italian
	208	Japanese
	209	Kashmiri
	210	Konkani
	211	Maithili
	212	Manipuri
	213	Nepali
	214	Persian
	215	Russian
	216	Santhali
	217	Sindhi
	218	Spanish
219	Tibetan	
220	Sanskrit	
221	Garó	
222	Khasi	
223	Pali	
Section 2 (26 Domain-	301	Accountancy/Book Keeping
	302	Agriculture
	303	Anthropology



SECTION	Code	Name	
Specific Subjects)	304	Biology/Biological Studies/Biotechnology/Biochemistry	
	305	Business Studies	
	306	Chemistry	
	307	Environmental Studies	
	308	Computer Science/Informatics Practices	
	309	Economics/Business Economics	
	310	Engineering Graphics	
	311	Entrepreneurship	
	312	Fine Arts/Visual Arts (Sculpture/Painting)/ Commercial Art	
	313	Geography/ Geology	
	314	History	
	315	Home Science	
	316	Knowledge Tradition-Practices India	
	317	Legal Studies	
	318	Mass Media/Mass Communication	
	319	Mathematics / Applied Mathematics	
	320	Performing Arts	
	321	Physical Education/National Cadet Corps(NCC)/ Yoga	
	322	Physics	
	323	Political Science	
	324	Psychology	
	325	Sanskrit	
	326	Sociology	
	Section 3 (Mandatory)	327	Teaching Aptitude
	Section 4 (Mandatory)	501	General Test

**2.6. Duration of Test:**

*The examination will be conducted on multiple days in two (02) shifts per day. Each shift will be of 180 minutes.*

*Note: Compensatory time for PwBD Candidates of 20 minutes for each hour examination will be given.*

**Note:**

*The examination may be conducted on multiple days in three shifts, depending on the number of Candidates and Subject choices.*



**2.7. Syllabus of Test:**

<b>Syllabus</b>	<b>Language</b> - Language to be tested through Reading Comprehension, Literary Aptitude, and Vocabulary.
	<b>Domain Subject and Teaching Aptitude</b> -As given on the NTA website <a href="https://ncet.samarth.ac.in">https://ncet.samarth.ac.in</a>
	<b>General Test</b> -General Knowledge, Current Affairs, General Mental Ability, Numerical Ability, Quantitative Reasoning (Simple application of basic mathematical concepts arithmetic/algebra geometry/mensuration/stat), Logical and Analytical Reasoning
	<b>Teaching Aptitude:</b> Topics related to the teaching of science, Arts, Mathematics, Performing Arts, Languages, etc.

The syllabus for the subjects is available on the NTA website <https://ncet.samarth.ac.in>



## CHAPTER – 3

### ELIGIBILITY AND NCTE RECOGNIZED INSTITUTION

#### 3.1. Eligibility

For appearing in the NCET 2024, there is **no age limit** for the candidates. The candidates who have passed the class 12 /equivalent examination or are appearing in 2024 irrespective of their age can appear in the NCET 2024 examination. *However, the candidates will be required to fulfill the age criteria (if any) of the University / Institution / Government College to which they are desirous of taking admission.*

#### 3.2. List of Qualifying Examinations (QE)

- i. The **final examination of the 10+2 system**, conducted by any recognized Central/ State Board, such as the Central Board of Secondary Education, New Delhi; Council for the Indian School Certificate Examinations, New Delhi; etc.
- ii. **Intermediate or two-year Pre-University** examination conducted by a recognized Board/ University.
- iii. **Final examination of the two-year course** of the Joint Services Wing of the National Defence Academy
- iv. **Senior Secondary School Examination** conducted by the National Institute of Open Schooling with a minimum of **five** subjects.
- v. Any Public School/ Board/ University examination in India or any foreign country is recognized as **equivalent to the 10+2 system** by the **Association of Indian Universities (AIU)**.
- vi. **Higher Secondary Certificate Vocational Examination.**
- vii. Candidates who have completed the Class 12 (or equivalent) examination outside India or from a Board not specified above should produce a certificate from the **Association of Indian Universities (AIU)** to the effect that the examination they have passed is equivalent to the Class 12 Examination.

#### 3.3. Year of Appearance in Qualifying Examination

For the year of appearance in the Class 12 / equivalent examination, relevant conditions of Central/State Universities/Institutions which also include IITs, NITs, RIEs, and Government Colleges (as applicable) will be applied. The candidate must ensure his eligibility from the website of respective Central/State Universities/Institutions which also include IITs, NITs, RIEs, and Government Colleges



### 3.4. NCTE Recognized Universities/Institutions

Region-wise HEIs (Central/State Universities/Institutions including IITs, NITs, RIEs) for 4-Year Integrated Teacher Education Programme. A list of all participating Central/State Universities/Institutions including IITs, NITs, RIEs, and Government Colleges for the Academic Session 2024-25 is given in **Appendix 1**.

S. No.	Regional Committee	Number of Recognized Institutions / Universities	Unit (Unit Value = 50)	Intakes
1.	Northern Regional Committee	25	36	2550
2.	Eastern Regional Committee	12	11	1150
3.	Western Regional Committee	14	15	1400
4.	Southern Regional Committee	13	17	1000
<b>Total</b>		<b>64</b>	<b>79</b>	<b>6100</b>

**Note:**

1. For admission in Central/State Universities/Institutions which also include IITs, NITs, and RIEs through NCET 2024, the existing policies regarding quota, category, relaxation, reservations, qualification, subject combinations, preferences, etc. of the respective University / Institution / Government College shall be applicable.
2. As the eligibility criteria for admission may be unique for every University/Institution, the candidates are advised to visit the University website to which they are applying for their respective programs.
3. Candidates are advised to satisfy themselves before applying that they possess the eligibility criteria laid down by the University they are applying to.
4. Mere appearance in the Entrance Test or securing passing marks on the test does not entitle a candidate to be considered for admission to the Programme unless he/she fulfills the Programme-wise eligibility conditions of the University they are applying to.





## CHAPTER – 4 RESERVATIONS

**4.1.** Indian nationals belonging to certain categories are admitted under the seats reserved for them in

accordance with the rules prescribed by the Government of India.

However, *in the case of the Central Universities, the reservation policy of the respective University shall be applicable.*

### **4.2. Provisions relating to Persons with Disability (PwD)**

**(a) Guidelines for conducting written examination for Persons with Benchmark Disabilities above 40% vide letter dated 29 August 2018 from the Ministry of Social Justice and Empowerment**

#### **Provisions relating to Persons with Disability (PwD):**

*As per Section 2(t) of the RPwD Act, “Persons with Disability (PwD)” means a person with a long-term physical, mental, intellectual, or sensory impairment which, in interaction with barriers, hinders his full and effective participation in society equally with others.*

According to Section 2(r) of the RPwD Act, 2016, “**persons with benchmark disabilities**” means **a person with not less than forty percent (40%) of a specified disability** where the specified disability has not been defined in measurable terms and includes a person with disability where specified disability has been defined in measurable terms, as certified by the certifying authority.

#### **Facilities for PwBD candidates to appear in the exam**

As per the guidelines issued by the Department of Empowerment of Persons with Disabilities (Divyangjan) under the Ministry of Social Justice and Empowerment issued from time to time on the subject: “Written Examination for Persons with Benchmark Disabilities”, for the candidate with one of the benchmark disabilities [as defined in Section 2(r) of RPwD Act, 2016], holding a Disability Certificate in the prescribed format in the Rights of Person with Disabilities Rules, 2017

[https://upload.indiacode.nic.in/showfile?actid=AC\\_CEN\\_25\\_54\\_00002\\_201649\\_1517807328299&type=rule&filename=Rules\\_notified\\_15.06.pdf](https://upload.indiacode.nic.in/showfile?actid=AC_CEN_25_54_00002_201649_1517807328299&type=rule&filename=Rules_notified_15.06.pdf).

- a. *The facility of a Scribe*, in case he/she has a **physical limitation and a scribe is essential to write the examination on his/her behalf**, being so certified in the aforesaid format by a CMO/Civil Surgeon/ Medical Superintendent of a Government Health Care Institution.
- b. *Compensatory time* of **one hour** for examination of **three hours** duration, whether such candidate uses the facility of Scribe or not.

#### **Services of a Scribe**

*As per the office memorandum of the Ministry of Social Justice and Empowerment (Reference: F.No. 34-02/2015-DD-III dated August 29, 2018), the PwD candidates who are visually*



*impaired OR have a disability in the upper limbs OR have lost fingers/hands thereby preventing them from properly operating the Computer Based Test platform may avail the services of a scribe (amanuensis).*

*The scribe will help the Candidate in reading the questions and/or keying in the answers as per the directions of the Candidate. A scribe will NEITHER explain the questions NOR suggest any solutions.*

*PwBD candidates who desire to avail the services of a scribe need to opt for this during the online registration of NCET – 2024.*

*It is to be noted that the Scribe will be provided by the **National Testing Agency (NTA)** if requested.*

*If it is found at any stage that a candidate has availed the services of a scribe and/or availed the compensatory time but does not possess the extent of disability that warrants the use of a scribe and/or grant of compensatory time, the candidate will be excluded from the process of evaluation, ranking, counselling, and admission. In case such a candidate has already been admitted to any Institution, the admission of the candidate will be cancelled.*

*The NTA does not guarantee any change in the category or sub-category (PwD status) after the submission of the Online Application Form, and in any case, no change will be entertained by NTA after the declaration of NTA Score for NCET 2024. The category/sub-category (PwD status) entered in the NCET Database by the candidate may be used by the participating University / Institution / Organization). Therefore, the candidates are advised to fill in the category/sub-category column very carefully.*

**Note:**

1. The minimum degree of disability should be **40% (Benchmark Disability)** in order to be eligible for availing reservation for persons with specified disability.
2. The extent of “specified disability” in a person shall be assessed in accordance with the “Guidelines for the purpose of assessing the extent of specified disability in a person included under the **Rights of Persons with Disabilities Act, 2016 (49 of 2016)**” notified in the Gazette of India by the Ministry of Social Justice and Empowerment [Department of Empowerment of Persons with Disabilities (Divyangjan)] on 4 January 2018.
3. No change in the category will be entertained after the last date specified by NTA for NCET 2024 Registration.

*Candidates must note that the benefit of reservation will be given to them subject to verification of documents. If it is discovered at any stage that a candidate has used a false/fake/incorrect document or has furnished false, incorrect, or incomplete information, in order to avail the benefit of reservation, then such a candidate shall be excluded from all admission processes. In case such a candidate has already been given admission, the admission shall stand cancelled.*

**4.2.2 (b) Guidelines for conducting written examination for persons with specified disabilities**



**covered under the definition of Section 2(s) of the RPwD Act, 2016 but not covered under the definition of Section 2(r) of the said Act, i.e. persons having less than 40% disability and having difficulty in writing**

- I. These guidelines may be called Guidelines for conducting written examinations for persons with specified disabilities covered under the definition of Section 2(s) of the RPwD Act, 2016 but not covered under the definition of Section 2(r) of the said Act, i.e. persons having less than 40% disability and having difficulty in writing.
- II. The facility of scribe and/or compensatory time shall be granted solely to those having difficulty in writing subject to the production of a certificate to the effect that the person concerned has limitation to write and that scribe is essential to write the examination on his/her behalf from the competent medical authority of a Government healthcare institution as per Performa.
- III. The medical authority for the purpose of certification as mentioned in point (II) above should be a multi-member authority comprising the following: -
  - i. Chief Medical Officer/Civil Surgeon/Chief District Medical Officer...Chairperson
  - ii. Orthopedic/PMR specialist
  - iii. Neurologist, if available\*
  - iv. Clinical Psychologist/Rehabilitation Psychologist/ Psychiatrist/Special Educator
  - v. Occupational therapist, if available\*
  - vi. Any other expert based on the condition of the candidate may be nominated by the Chairperson. (\* the Chief Medical Officer/Civil Surgeon/Chief District Medical Officer may make full efforts for inclusion of neurologists, occupational therapists from the nearest District or the Medical College/Institute if the same is not available in the District)"
- IV. Compensatory time of not less than 20 minutes per hour of the examination should be allowed for persons who are eligible for getting a scribe. In case the duration of the examination is less than an hour, then the duration of the compensatory time should be allowed on a pro-rata basis. Compensatory time should not be less than 5 minutes and should be in the multiple of 5.

**4.3** In the case of the Institutes run/aided/recognized by State Governments, the reservation policy of the respective State Governments shall be applicable.

**Note: For admission in Universities through NCET 2024, the existing policies regarding reservations, relaxation, quota, category, qualification, subject combinations, preferences etc. of the respective University shall be applicable.**

*The NTA does not entertain any change in the category or sub-category (PwBD status) after the submission of the Online Application Form, and in any case, no change will be entertained by NTA after the declaration of NTA Score for NCET 2024. The category/sub-category (PwBD status) entered in the NCET 2024 Application Form by the candidate will be used for the NCET 2024. Therefore, the candidates are advised to fill in the category/sub-category column very carefully.*



## CHAPTER – 5 CHOICE OF CITIES

The Cities where the NCET 2024 will be conducted are given in **Appendix III**. While applying, candidates have to **select any two cities of their choice**. Efforts will be made to allot the city of examination to the candidates in the order of preference opted by them in their online Application Forms. **However, due to administrative/logistic reasons, a different city can be allotted.**

**Choice of Centre Cities will be limited to the State of Permanent Address or State of Present Address only.**

In case, there are very few candidates from a City, the NTA reserves the right to merge one, two, or more cities.

The decision of the NTA regarding the allotment of the City/Centre shall be final. No further correspondence or request shall be entertained in this regard.

While filling up the Online Application Form, candidates should select **any two Convenient Cities** from **Appendix I** as their Choice of Cities for the exam Centre in order of their priority.

For convenience, the candidates may select their own city or neighboring cities in their State of Residence only and not for far away cities in other States. NTA will not be responsible for any inconvenience due to the incorrect selection of cities by the candidates.

In case, the number of candidates opting for a city as a centre with a regional language is less than a certain minimum, candidates may be allotted a Centre in another city irrespective of the city opted by the candidates for appearing in the examination.

**Though every effort will be made to allot a Centre in one of the cities selected by the candidate, the NTA reserves the right to allot a centre in a city other than the candidate's choice.**

Allotment of Centres will be done mostly in one of the preferred cities of the candidates and there will be no human intervention.

*Note: All efforts will be made by NTA to consider the comfort and convenience of candidates, including PwD Candidates while allotting Centres.*



## CHAPTER –6 ADMIT CARD

### e-Admit Card

The e-Admit Card would be issued provisionally to the candidates through the NTA website: <https://ncet.samarth.ac.in/>, subject to the fulfillment of the eligibility conditions and receipt of the prescribed application fee by NTA.

The candidate has to download the Admit Card from the NTA website. The candidate will appear in the examination at the given Centre on the date and shift/timing as indicated in his/her e-Admit Card.

**No candidate will be allowed to appear at the examination Centre, on the date and shift/time other than that allotted to him/her in his/her Admit Card.**

In case a candidate is unable to download his/her Admit Card from the website, he/she should approach the NTA Help Line Number: **011-40759000 or 011-69227700 between 10.00 A.M. and 5.00 P.M.**

**The candidates are advised to read the instructions on the Admit Card carefully and strictly follow them during the examination.**

In case of any discrepancy in the particulars of the candidate or his/her photograph and signature shown in the e-Admit Card and Confirmation Page, the candidate may immediately **approach the NTA Help Line between 10.00 A.M. and 5.00 P.M.** In such a case, the candidate would appear in the examination with the already downloaded Admit Card. However, NTA will take necessary action to make corrections in the record later.

**The date of downloading the Admit Card for the exam will be announced on the NTA website (<https://ncet.samarth.ac.in/>)**

#### Note:

- a. *The Candidates may please note that Admit Cards will not be sent by post.*
- b. *In no case, the duplicate Admit Card for the National Common Entrance Test - 2024 will be issued at the Examination Centres.*
- c. *The candidates must not mutilate the Admit Card or change any entry made therein.*
- d. *Candidates are advised to preserve their Admit Cards in good condition for future reference.*
- e. *No Admit Card shall be issued to the candidates whose applications are found to be incomplete for any reasons (including indistinct/ doubtful photographs/unsigned Applications) or who do not fulfill the eligibility criteria for the examination.*
- f. *Issue of Admit Cards, however, shall not necessarily mean acceptance of eligibility which shall be further scrutinized at subsequent stages of the admission process.*



CHAPTER – 7  
SCHEDULE OF EXAMINATION

<b>Date of Examination</b>	12 June 2024	
<b>Mode of Examination</b>	“Computer Based Test (CBT)” mode	
<b>Shift</b>	<b>Shift 1</b>	<b>Shift 2</b>
<b>Timing of Examination</b>	09:00 A.M. to 12:00 Noon	03:00 P.M. to 06:00 P.M.
<b>Duration of Examination</b>	180 minutes	180 minutes
<i>Note: Compensatory time for PwBD Candidates, who are eligible for Scribe (whether such candidate uses the facility of Scribe or not) 20 minutes for each hour examination will be extended as per Govt. Guidelines. Such extra time will be extended test-wise and not in the aggregate duration of the morning/afternoon slot.</i>		

1. The examination will be held on multiple days, in two shifts in a day.
2. Though the tests are scheduled in 02 shifts, as the case may be, each test within each shift is distinct and independent of the other.
3. A candidate has the option to choose the components of the test only. However, the allotment of candidates to the Shift will be based on the options exercised and technical and administrative considerations.
4. Admit Cards will be issued for each shift based on the components opted for by him/her. No request for a change of date/shift will be entertained.
5. Both two shifts will start at a specified time. Candidates have to report for the shift/s as per the time stated in their respective Admit Cards.





**CHAPTER – 8**  
**PARTICULARS TO BE FILLED IN THE ONLINE APPLICATION FORM**

The Columns to be filled in the Online Application Form of NCET 2024 are as follows. All candidates shall fill up the information as given below:

S. No.	Page	Section	Fields	Remarks
1	Registration Form	Personal Details	Candidate's Name (As per class X or Equivalent Certificate)	
2			Father's Name	
3			Mother's Name	
4			Guardian's Name	Mandatory if Father's & Mother's Name is blank
5			Candidate's Date of Birth	Select from dropdown
6			Gender	Select from dropdown
7			Nationality	Select from dropdown
8			Citizen of the Country	Only Visible If Nationality is Foreign (Other than OCI)
9			Identity Type	Select from dropdown
10			Valid Identification Number	
11		Present Address	Premises/House No./Name	
12			Sub Locality	Optional
13			Locality	Optional
14			Country	Select from dropdown
15			State/UT	Select from dropdown
16			District	Select from the list based on State (State-District details attached)
17			Pin code	
18			Email Address	
19			Confirm Email Address	
20			Mobile Number (without country code or 0)	
21		Confirm Mobile Number		
22		Alternate Contact Number	Optional	
23		Permanent Address	Premises/House No./Name	
24			Sub Locality	Optional
25			Locality	Optional
26			Country	Select from dropdown
27			State/UT	Select from dropdown
28			District	Select from the list based on State (State-District details attached)
29		Pin code		
30		Choose Password	Password (Minimum 8 characters)	e.g. Test@123
31			Confirm Password	
32			Security Question	
33			Security Answer	
34		Security Pin	Security Pin	To be entered as displayed on the Screen



S. No.	Page	Section	Fields	Remarks	
35	Application Form	Personal Details	Candidate's Name (As per class X or Equivalent Certificate)		
36			Candidate's Date of Birth	Select from dropdown	
37			Gender	Select from dropdown	
38			Nationality	Select from dropdown	
39			Citizen of the Country	Only Visible If Nationality is Foreign (Other than OCI)	
40			Category	Select from dropdown	
41			Are you a PwBD Candidate?	Yes/No	
42			Type of Disability	Only Visible if PwBD is Yes	
43			Other Types of Disability	Only Visible if Type of Disability is Other.	
44			Do you have a benchmark disability of 40% or more	Only Visible if PwBD is Yes	
45			Do you need a Scribe (As per the criteria given in the Information Bulletin)?	Only Visible if PwBD is Yes	
46			Father's Name		
47			Father's Qualification	Select from dropdown	
48			Father's Occupation	Select from dropdown	
49			Mother's Name		
50			Mother's Qualification	Select from dropdown	
51			Mother's Occupation	Select from dropdown	
52			Guardian's Name	Optional	
53			Annual Family Income	Select from dropdown	
54			Are You Twin?	Yes/No	
55			Name of the other Brother/Sister as per Class X Certificate	only visible if 'Are you a Twin' is yes	
56			Roll Number of Class 10th or its equivalent of the Twin	only visible if 'Are you a Twin' is yes	
57			Domicile State	Select from dropdown	
58			Are you Diabetic?	Select from dropdown	
59			Place of Residence	Select from dropdown	
60			Mode of Preparation	Select from dropdown	
61			Other Modes of Preparation		
62			Medium of Study in Qualifying Examination	Select from dropdown	
63			Present Address	Premises No./Name	
64				Sub Locality	Optional
65				Locality	Optional
66				Country	Select from dropdown
67				State/UT	Select from dropdown
68				District	Select from the list based on State (State-District details attached)
69				Pin code	
70	Permanent Address	Premises No./Name			
71		Sub Locality	Optional		
72		Locality	Optional		
73		Country	Select from dropdown		
74		State/UT	Select from dropdown		
75		District	Select from the list based on State (State-District details		





S. No.	Page	Section	Fields	Remarks
				attached)
76			pin code	
77			Do you belong Below the Poverty Line?	Yes/No
78			Are you a Kashmiri Migrant?	Yes/No
79			Ward of Defence Personnel / Ex-Servicemen	Yes/No
80			Claim for NCC Quota	Yes/No
81			Claim for Sports Quota	Yes/No
82			Level of Sports Achievement	Select from dropdown Only visible if Claims for Sports Quota is selected Yes
83			Are you a ward of a University Employee?	Yes/No
84			Is your Father an Employee of the University	Only Visible if Ward of University Employee is Yes
85			Name of the University	Only Visible if Ward of University Employee is Yes
86			Father's Employee ID	Only Visible if Ward of University Employee is Yes and Is your Father Employee of University is yes
87			Name of the Department/Affiliated College	Only Visible if Ward of University Employee is Yes and Is your Father Employee of University is yes
88		Other Quota and Category	Father's Designation	Only Visible if Ward of University Employee is Yes and Is your Father Employee of University is yes
89			Father's Employment Status	Only Visible if Ward of University Employee is Yes and Is your Father Employee of University is yes
90			Is your Mother an Employee of the University	Only Visible if Ward of University Employee is Yes
91			Name of the University	Only Visible if Ward of University Employee is Yes and Is your Mother Employee of University is yes
92			Mother's Employee ID	Only Visible if Ward of University Employee is Yes and Is your Mother Employee of University is yes
93			Name of the Department/Affiliated College	Only Visible if Ward of University Employee is Yes and Is your Mother Employee of University is yes
94			Mother's Designation	Only Visible if Ward of University Employee is Yes and Is your Mother Employee of University is yes



S. No.	Page	Section	Fields	Remarks
95			Mother's Employment Status	Only Visible if Ward of University Employee is Yes and Is your Mother Employee of University is yes
96		Qualification Details (Class 10th or Equivalent)	Result Status	Select From dropdown
97	Passing Year		Select From dropdown	
98	Qualifying Exam		10th or Equivalent (pre-filled)	
99	Place of Schooling		Rural/Urban	
100	Type of School/College		Select From dropdown	
101	Other Types of School/College			
102	Qualifying Examination Country		Select From dropdown	
103	Qualifying Examination State		Select From dropdown	
104	Qualifying Examination District		Select from the list based on State (State-District details attached)	
105	Board Name		Select From dropdown	
106	Other Board Name		Only Visible if Board Name selected OTHER from the dropdown	
107	School/College Name Address			
108	School/College PIN code			
109	Roll Number			
110	Result Mode		Grade/Percentage	
111	Maximum Grade Point		Visible if Result Mode Selected Grade	
112	CGPA Obtained			
113	CGPA Equivalent Percentage		Visible if Result Mode Selected Percentage	
114	Maximum Marks			
115	Marks Obtained			
116	Percentage			
117		Qualification Details (Class 12th or Equivalent)	Result Status	Select From dropdown
118	Passing Year		Select From dropdown	
119	Qualifying Exam		12th or equivalent (pre-filled)	
120	Place of Schooling		Rural/Urban	
121	Type of School/College		Select From dropdown	
122	Other Types of School/College		Only Visible if Type of School/College is selected Other.	
123	Qualifying Examination Country		Select From dropdown	
124	Qualifying Examination State		Select From dropdown	
125	Qualifying Examination District		Only Visible if the state is selected.	
126	Board Name		Select From dropdown	
127	Other Board Name		Only Visible if Board Name selected OTHER from the dropdown	
128	School/College Name Address			
129	School/College pin code			
130	Roll Number			
131	Result Mode		Grade/Percentage	
132	Maximum Grade Point		Visible if Result Mode Selected Grade	
133	CGPA Obtained			



S. No.	Page	Section	Fields	Remarks
134			CGPA Equivalent Percentage	Visible if Result Mode Selected Percentage
135			Maximum Marks	
136			Marks Obtained	
137			Percentage	
138		<u>Examination Centre Details</u>	Centre City Preference 1	Select Exam Centre City from the dropdown, based on permanent and contact address state/country
139			Centre City Preference 2	
140		Institution / University/Programme Selection	Select University / Institution Name	Select From dropdown
141			Select Programme Name	Only Visible if the University / Institution Name is selected.
142		Test Paper / Subject(s) Selection	Test Paper / Subject 1	Teaching Aptitude (default)
143			Medium of Test Paper / Subject 1	To be chosen as per the options available
144			Test Paper / Subject 2	General Test (default)
145			Medium of Test Paper / Subject 2	To be chosen as per the options available
146			Language 1 / Subject 3	Select from dropdown
147			Language 2 / Subject 4	Select from the dropdown (other than Language 1)
148	Test Paper / Subject 5		Select from dropdown	
149	Medium of Test Paper / Subject 5		Visible if Test Paper / Subject 5 is Domain specific.	
150	Test Paper / Subject 6		Select from dropdown	
151	Medium of Test Paper / Subject 6		Visible if Test Paper / Subject 6 is Domain specific.	
152	Test Paper / Subject 7		Select from dropdown	
153	Medium of Test Paper / Subject 7		Visible if Test Paper / Subject 7 is Domain specific.	
154	Documents Upload	Upload Images/Pdf	Candidate's Photograph (with 80% face without mask) (jpg, jpeg)	The size of the scanned photograph should be between 10 kb to 200 kb
155			Candidate's Signature (jpg, jpeg)	The size of the scanned signature should be between 4 kb to 30 kb
156			Person With Benchmark Disability (PwBD) Certificate (pdf) (On Selection of PwBD Candidate with benchmark disability 40% or more as yes )	The size of the scanned copy of certificates should be in pdf between 50kb to 300kb



## CHAPTER – 9

### IMPORTANT INSTRUCTIONS FOR THE CANDIDATES

1. Candidates are advised to report at the Examination Center well in time i.e. 2 hours before commencement of the examination.
2. Candidates should take their seats immediately after the opening of the Examination Hall. If the candidates do not report in time due to any reason i.e. traffic jam, train/bus delay, etc, they are likely to miss some of the important instructions to be announced in the Examination Rooms/Halls. The NTA shall not be responsible for any delay.
3. The candidate must show, on-demand, the Admit Card downloaded/printed from the NTA website for admission in the examination room/hall. The Test Centre Staff on duty is authorized to verify the identity of candidates and may take steps to verify and confirm the identity credentials. Candidates are requested to extend their full cooperation. A candidate who does not possess a valid Admit Card and authorized Photo ID shall not be permitted to take the examination under any circumstances by the Centre Superintendent.
4. A seat indicating Roll Number will be allotted to each candidate. Candidates should find and sit in their allocated seats only. In case a candidate ventures to change his/her seat and does not sit on the seat allotted to him/her could face cancellation of candidature. No plea would be entertained in this regard.
5. The candidate should ensure that the Question Paper available on the computer is as per his/her opted subject indicated in the Admit Card. In case, the subject of the Question Paper is other than his/her opted subject, the same may be brought to the notice of the Invigilator concerned.
6. The candidates may approach the Centre Superintendent/Invigilator in the room for any technical assistance, first aid emergency, or any other information during the course of the examination. For any queries or issues regarding the Computer-based Based Test, the candidates may contact the Helpline Numbers available on the NTA website.
7. In case a candidate, by furnishing false information, appears in more than one shift/date, his candidature will be cancelled and his result will not be declared.
8. For those who are unable to appear on the scheduled date of the test for any reason, a re-test shall not be held by the NTA under any circumstances.

**Note: Candidates shall appear at their own cost at the Centre on the Date, Tests/ Subjects, and Timing of Examination as indicated in their Admit Card issued by the NTA. Under no circumstances the choice of cities for the Centre and Timing of Examination provided in the Admit Card be changed.**



Candidates **MUST** bring the following documents on the day of examination at the test centre. Candidates who will not bring these will not be allowed to sit in the examination.

- a. Print copy of Admit Card along with Self Declaration (Undertaking) downloaded from the NTA Website (a clear printout on A4 size paper) duly filled in.
- b. One passport size photograph (same as uploaded on the Online Application Form) for pasting on the specific space in the Attendance Sheet at Centre during the examination.
- c. Any one of the authorized photo IDs (must be original, valid, and non-expired) – School Identity Card/ PAN card/ Driving License/ Voter ID/ Passport/ Aadhaar Card (With photograph)/E-Aadhaar with photograph/ Ration Card with photograph/ Class 12 Board Admit Card with photograph/ Bank Passbook with Photograph.
- d. PwBD certificate issued by the authorized medical officer, if claiming the relaxation under PwBD category

OR

**PwBD Certificate regarding physical limitation in an examination to write as per Annexures given in Information Bulletin, if claiming the relaxation under PwBD category.**

### **Rough Work**

All calculations/writing work is to be done only in the Rough Sheets provided at the Test Centre in the Examination Room/Hall and on completion of the test, candidates must hand over the Rough Sheets to the Invigilator on duty in the Room/Hall



## CHAPTER – 10

### UNFAIR MEANS PRACTICES AND BREACH OF EXAMINATION RULES

#### 10.1. DEFINITION

**Unfair Means practice is an activity that allows a candidate to gain an unfair advantage over other candidates. It includes, but is not limited to:**

- a) Being in possession of any item or article which has been prohibited or can be used for unfair practices including any stationery item, communication device, accessories, eatable items, ornaments, or any other material or information relevant or not relevant to the examination in the paper concerned;
- b) Using someone to write an examination (impersonation) or preparing material for copying;
- c) Breaching examination rules or any direction issued by NTA in connection with the NCET 2024 **examination** from time to time;
- d) Assisting other candidates to engage in malpractices, giving or receiving assistance of any kind directly or indirectly or attempting to do so;
- e) Contacting or communicating or trying to do so with any person, other than the Examination Staff, during the examination time in the Examination Centre;
- f) Threatening any of the officials connected with the conduct of the examination or threatening any of the candidates;
- g) Using or attempting to use any other undesirable method or means in connection with the examination;
- h) Manipulation and fabrication of online documents viz. Admit Card, Rank Letter, Self-Declaration, etc.;
- i) Forceful entry in /exit from Examination Centre/Hall;
- j) Use or attempt to use an electronic device after entering the Examination Centre;
- k) Affixing/uploading of wrong/morphed photographs/signatures on the Application Form/Admit Card/Proforma;
- l) Creating obstacles in the smooth and fair conduct of the examination.
- m) Any other malpractices declared as Unfair Means by the NTA.



*Note: Any candidate with more than one Application Number (more than one SCORE CARDS) will be treated as UFM, even if found at a later stage, and strict action will be taken against that Candidate.*

## **10.2. PUNISHMENT FOR USING UNFAIR MEANS AND PRACTICES**

If a candidate indulges in any of the above or similar practices during the course of, before, or after the examination, he/she shall be deemed to have used unfair practices and thus shall be booked under the UNFAIR MEANS (UFM) case. **The candidate would be debarred for 3 years in the future and shall also be liable for criminal action and /or any other action as deemed fit.**

## **10.3. CANCELLATION OF RESULT**

The result of NCET 2024 of the candidate(s) who indulges in Unfair means Practices will be cancelled and will not be declared. Similarly, the result of those candidates who appear from the Centre other than the one allotted to them or allow another candidate/person to write the exam on his behalf will be cancelled. No plea will be entertained in this regard.



## CHAPTER 11 BARRED ITEMS

### 11.1 Barred Items

11.1.1 The candidates will be subjected to extensive and compulsory frisking before entering the Examination Centre with the help of highly sensitive metal detectors. The candidates are not allowed to carry the following items inside the Examination Centre under any circumstances.

- a) Any item like textual material (printed or written), bits of paper, Geometry/Pencil Box, Plastic Pouch, Calculator, Pen, Scale, Writing Pad, Pen Drives, Eraser, Calculator, Log Table, Electronic Pen/Scanner, etc.
- b) Any communication device like Mobile Phone, Bluetooth, Earphones, Microphone, Pager, Health Band, etc.
- c) Other items like Wallet, Goggles, Handbags, Belt, Cap, etc.
- d) Any Watch/Wristwatch, Bracelet, Camera, etc.
- e) Any ornaments/metallic items.
- f) Any food items opened or packed, water bottles, etc.
- g) Any other item that could be used for unfair means, by hiding communication devices like a microchip, camera, Bluetooth device, etc.

11.1.2 No arrangement will be made at the Centres for keeping any articles/items belonging to the candidates.

11.1.3 The candidates wearing articles or objects of faith (customary/ cultural/ religious ) should report at the examination centre at least **two hours before the last reporting time** so that there is enough time for proper frisking without any inconvenience to the candidate while maintaining the sanctity of the examination. If upon screening, it is discovered that any candidate is actually carrying a suspected device within such an item of faith, he/ she may be asked not to take it into the examination hall.

*Note: The NTA believes in the sanctity and fairness of conducting the examination, however, it also believes in the sensitivity involved in frisking (girl) candidates and will issue comprehensive instructions accordingly to the staff and other officials at the Examination Centres. The frisking of the female candidates will be done inside a closed enclosure by female staff only.*





## CHAPTER – 12

### DISPLAY OF ANSWER KEY FOR CHALLENGE

#### 12.1. DISPLAY OF ANSWER KEY FOR CHALLENGES

1. The NTA will display the Provisional Answer Key of the questions on the NTA website: <https://ncet.samarth.ac.in/>, with a Public Notice, issued to this effect on the said website, to provide an opportunity to the candidates to challenge the Provisional Answer Keys with a non-refundable online payment of ₹ 200/- per question challenged as processing charges. The provisional Answer Keys are likely to be displayed for two to three days.
2. Only paid challenges made during the stipulated time through the key challenge link will be considered. Challenges without justification/evidence and those filed on any other medium other than the prescribed link will not be considered.
3. The NTA decision on the challenges shall be final and no further communication will be entertained. NTA will not inform the Candidates individually about the outcome of the challenges made.
4. The subject experts will examine all the challenges received and then a final answer key will be displayed and declared.
5. **The result will be compiled based on the final answer key declared. No grievance with regard to answer key(s) after the declaration of the result/NTA Score of NCET 2024 will be entertained.**

#### 12.2. DISPLAY OF RECORDED RESPONSES

The NTA will display the recorded responses and Question Papers attempted by the candidates on the NTA website <https://ncet.samarth.ac.in/> prior to the declaration of the result/NTA Score. The recorded responses are likely to be displayed for two to three days.

#### 12.3. MARKING SCHEME OF EXAMINATION

For Multiple Choice Questions: To answer a question, the candidates need to choose one option corresponding to the correct answer or the most appropriate answer. However, if any anomaly or discrepancy is found after the process of challenges of the key verification, it shall be addressed in the following manner:

- i. Correct answer or the most appropriate answer: Four marks (+4)
- ii. Any incorrect option marked will be given minus one mark (-1).
- iii. Unanswered/Marked for Review will be given no mark (0).
- iv. **If more than one option is found to be correct then Four marks (+4) will be awarded to only those who have marked any of the correct options.**



- v. If all options are found to be correct then Four marks (+4) will be awarded to all those who have attempted the question.
- vi. If none of the options is found correct a question is found to be wrong or a question is dropped, then all candidates **who have attempted the dropped question** will be given four marks (+4) marks.

#### 12.4. USE OF SCORES OF NCET 2024 BY OTHER ORGANIZATIONS

The scores/results of NCET 2024 may be utilized by other organizations as per their eligibility criteria/norms/applicable regulations/guidelines/rules.

*The University / Institution / Organization may admit any candidate who has appeared for NCET 2024 irrespective of the fact that the candidate has chosen that University / Institution / Organization in the online Application Form of NCET 2024. Moreover, the candidate must fulfill the eligibility criteria for the Course where the admission is being taken.*



## CHAPTER – 13

### NCET 2024 NTA Score for Admissions in Central and Other Participating Universities / Institutions / Government Colleges

#### 13.1. NCET 2024 NTA SCORE

- If the examination is conducted in multi-shift papers, raw (actual) marks obtained by the candidates in different shifts/sessions will be converted to NTA Score.
- As per the policy, raw marks will not be given to the candidates if the examination is conducted in multiple shifts.
- The detailed procedure for the compilation of the NTA Score is available on the NTA Website and also in Appendix VII of the Information Bulletin.**
- The NTA Score of NCET 2024 is valid for admission to the academic year 2024 - 25 only.**

#### 13.2. RE-EVALUATION / RE-CHECKING OF RESULT

- The result for NCET 2024 will be processed based on the Final Answer Keys. No grievance with regard to Answer Key(s) after the Declaration of Result of NCET 2024 will be entertained.
- The marks obtained by a candidate will be considered further for computation of the result of NCET 2024.
- There shall be no re-evaluation/re-checking of the result. No correspondence in this regard shall be entertained.
- No Score Card will be dispatched to the candidates and the candidates are advised to download their Score Cards for NCET 2024 from the website: <https://ncet.samarth.ac.in>.

#### 13.3. ADMISSIONS

- Merely appearing in NCET 2024 does not confer any right to the candidate for admission to the desirous University / Institution.
- The selection and admission are subject to fulfilling the admission criteria, eligibility, rank in the merit list, medical fitness, verification of original documents, and such other criteria as may be prescribed by the University.
- Admissions are handled at the level of each of the Central/State Universities/Institutions which also include IITs, NITs, RIEs, and Government Colleges for their respective programs. After the declaration of the NCET 2024 result by NTA, the respective CUs will declare the counselling/ admission schedule and merit list based on the NCET 2024 score and the other criteria of the respective University.  
For all admission-related procedures/queries, the candidates are advised to refer to the website of the applied University.

- NTA does not have any role in the preparation of the Merit List.**



## CHAPTER – 14 MISCELLANEOUS

### 14.1. CORRESPONDENCE WITH NTA

All the correspondence should preferably be addressed by e-mail. The email query shall be addressed only if it is not anonymous and contains the name, postal address, and contact number of the sender. An email containing vague or general queries and other queries as contained in the Information Bulletin shall not be entertained. Queries shall not be entertained from a person claiming to be representatives, associates, or officiates of the applicant candidate. The following information shall not be revealed by NTA:

- a. Internal documentation/status.
- b. The internal decision-making process of NTA. Any claim/counterclaim thereof.
- c. Dates and venue of internal meetings or name of the staff/officers dealing with it.
- d. Any information which cannot be revealed in the opinion of NTA.

### 14.2. WEEDING OUT RULES

The record of National Common Entrance Test NCET 2024. would be preserved up to **90 days from the date of declaration of the result.**

### 14.3. LEGAL JURISDICTION

All disputes pertaining to the conduct of NCET 2024. Examination including Results shall fall within the jurisdiction of Delhi only. Further, any grievance/representation arising out of the Result shall be entertained only when raised within 30 days from the declaration of the result. Further, the copy of the Legal Notice or Writ Petition/Petition/Appeal/Reply may be served to NTA only through: [legal@nta.ac.in](mailto:legal@nta.ac.in)

### 14.4. RTI

Information uploaded on the website shall not be provided to the candidate or any other person under R.T.I. Act, 2005. The information uploaded on the website shall remain for a specific period only. Therefore, the candidates are advised to download the uploaded information and keep it with them for the future. In due course of examination or the midway of process, neither any application under the Right to Information Act, 2005 shall be entertained nor information will be provided.



**Annexure-I  
Form-PwD (IV)**

**Disability Certificate**

**Certificate for persons with a disability under the RPwD Act, 2016 having less than 40% disability**

Recent PP size  
attested photograph  
(showing face only)  
of the person with  
disability

This is to certify that; we have examined Mr./Ms./Mrs. .... (name of the candidate), S/o /D/o ....., a resident of .....(Vill/PO/PS/District/State), aged ..... yrs., a person with ..... (nature of disability/condition), and to state that he/she has a limitation which hampers his/her writing capability owing to his/her above condition. He/she requires the support of a scribe for writing the examination.

2. The above candidate uses aids and assistive devices such as prosthetics & orthotics, and hearing aids (name to be specified) which is /are essential for the candidate to appear at the examination with the assistance of a scribe.

3. This certificate is issued only for the purpose of appearing in written examinations conducted by recruitment agencies as well as academic institutions and is valid up to \_\_\_\_\_ (it is valid for a maximum period of six months or less as may be certified by the medical authority)

Signature of medical authority

(Signature & Name)	(Signature & Name)	Signature & Name)	(Signature & Name)	(Signature & Name)
Orthopedic / PMR specialist	Clinical Psychologist/ Rehabilitation Psychologist/Psychiatrist / Special Educator	Neurologist (if available)	Occupational therapist (if available)	Other Expert, as nominated by the Chairperson (if any)
(Signature & Name)				
Chief Medical Officer/Civil Surgeon/Chief District Medical Officer.....Chairperson				

Name of Government Hospital/Health Care Centre with Seal

Place:

Date:



**Annexure-II**

**Letter of Undertaking for Using Own Scribe**

I \_\_\_\_\_, a candidate with \_\_\_\_\_ (name of the disability) appearing for the \_\_\_\_\_ (name of the examination) bearing Application No. \_\_\_\_\_ at \_\_\_\_\_ (name of the centre) in the District \_\_\_\_\_, \_\_\_\_\_ (name of the State). My qualification is \_\_\_\_\_.


I do hereby state that \_\_\_\_\_ (name of the scribe) will provide the service of scribe/reader/lab assistant for the undersigned for taking the aforesaid examination.

I do hereby undertake that his qualification is \_\_\_\_\_. In case, subsequently, it is found that his qualification is not as declared by the undersigned and is beyond my qualification, I shall forfeit my right to the admission and claims relating thereto.

(Signature of the candidate with disability)

Place:

Date:



**Photograph of Scribe**

**(Self-Attested Photograph)**

Name of Scribe	ID of the Scribe	ID Number



Appendix - I

List of Central/State Universities/Institutions including IITs, NITs, RIEs, and Government Colleges for the Academic Session 2024-25

S. No.	State	Region (Territorial Jurisdiction)	Name and Address of the Higher Education Institutions (HEIs)	Approved Course	Stages	Approved Unit (Intake)
1.	HARYANA	NRC	Chaudhary Devi Lal University, Sirsa, Barnala Road, Haryana-125055	B.A. B.Ed.	Secondary	1 Unit (50 seats)
				B.Sc. B.Ed.	Secondary	1 Unit (50 seats)
2.	PUNJAB	NRC	Guru Nanak Dev University, G.T. Road, Amritsar, Punjab-143005	B.A. B.Ed.	Secondary	1 Unit (50 seats)
				B.Sc. B.Ed.	Secondary	1 Unit (50 seats)
				B.Com. B.Ed.	Secondary	1 Unit (50 seats)
3.	UTTARAKHAND	NRC	Department of Education Birla Campus HNB Garhwal University Srinagar Pauri Garhwal, Uttarakhand-246174	B.A. B.Ed.	Secondary	1 Unit (50 seats)
				B.Sc. B.Ed.	Secondary	1 Unit (50 seats)
				B.Com. B.Ed.	Secondary	1 Unit (50 seats)
4.	UTTAR PRADESH	NRC	Gautam Buddha University, Near Kasna, Yamuna Expressway, Dhanda, Greater Noida Gautam Budh Nagar, Uttar Pradesh-201312	B.A. B.Ed.	Middle	1 Unit (50 seats)
				B.Sc. B.Ed.	Secondary	1 Unit (50 seats)
				B.Com. B.Ed.	Secondary	1 Unit (50 seats)
5.	UTTAR PRADESH	NRC	Institute Of Education Bundelkhand University, Kanpur Road Jhansi, Uttar Pradesh-284128	B.A. B.Ed.	Preparatory	1 Unit (50 seats)
				B.Sc. B.Ed.	Preparatory	1 Unit (50 seats)
6.	DELHI	NRC	Indira Gandhi National Open University, Maidan Garhi, Main IGNOU Road, Neb Sarai, South Delhi, Delhi-110068	B.A. B.Ed.	Secondary	2 Units (100 seats)
				B.Sc. B.Ed.	Secondary	2 Units (100 seats)
				B.Com. B.Ed.	Secondary	2 Units (100 seats)
7.	DELHI	NRC	School Of Education Studies, Dr. B. R. Ambedkar University Delhi, Lodhi Road, Aliganj, South Delhi, Delhi-110003	B.A. B.Ed.	Preparatory	1 Unit (50 seats)
				B.A. B.Ed.	Secondary	1 Unit (50 seats)
8.	HARYANA	NRC	Central University of Haryana, Jant-Pali, Mahendergarh-Dadri Road, Mahendergarh, Haryana-123031	B.A. B.Ed.	Secondary	1 Unit (50 seats)
9.	UTTAR PRADESH	NRC	Aligarh Muslim University, Aligarh, Uttar Pradesh	B.A. B.Ed.	Secondary	1 Unit (50 seats)
				B.Sc. B.Ed.	Secondary	1 Unit (50 seats)
10.	HARYANA	NRC	Department of Education, Maharshi Dayanand University, Rohtak, Haryana	B.A. B.Ed.	Secondary	1 Unit (50 seats)
				B.Com.	Secondary	1 Unit





S. No.	State	Region (Territorial Jurisdiction)	Name and Address of the Higher Education Institutions (HEIs)	Approved Course	Stages	Approved Unit (Intake)
				B.Ed.		(50 seats)
11.	PUNJAB	NRC	Dr. B R Ambedkar National Institute of Technology Lidhran Bidhipur, GT Road Amritsar Bypass Jalandhar, Punjab-144027	B.Sc. B.Ed.	Secondary	1 Unit (50 seats)
12.	UTTARAKHAND	NRC	Kumaun University Sleepy Hollow, Nainital, Uttarakhand-263001	B.A. B.Ed.	Preparatory	1 Unit (50 seats)
				B.Sc. B.Ed.	Preparatory	1 Unit (50 seats)
				B.Com. B.Ed.	Preparatory	1 Unit (50 seats)
13.	JAMMU AND KASHMIR	NRC	Central University of Kashmir, Tulmullah, Ganderbal, Jammu and Kashmir-191131	B.A. B.Ed.	Middle	1 Unit (50 seats)
14.	JAMMU AND KASHMIR	NRC	Government College of Education, Canal Road, Jammu, Jammu And Kashmir-180016	B.A. B.Ed.	Preparatory	1 Unit (50 seats)
				B.A. B.Ed.	Foundational	1 Unit (50 seats)
15.	DELHI	NRC	Mata Sundri College for Women, Mata Sundri Lane, New Delhi, 110002	B.A. B.Ed.	Middle	1 Unit (50 seats)
				B.A. B.Ed.	Secondary	1 Unit (50 seats)
16.	DELHI	NRC	Shyama Prasad Mukherji College for Women, North Ave, West Punjabi Bagh, Punjabi Bagh, Delhi, 110026	B.A. B.Ed.	Secondary	1 Unit (50 seats)
17.	MAHARASHTRA	WRC	Mahatma Gandhi Antarrashtriya Hindi Vishwavidyalaya, Gandhi Hills Wardha, Maharashtra-442001	B.A. B.Ed.	Secondary	1 Unit (50 seats)
18.	MADHYA PRADESH	WRC	Regional Institute Of Education, Bhopal, Shyamla Hills, Bhopal, Madhya Pradesh-462002	B.Sc. B.Ed.	Secondary	2 Units (100 seats)
				B.A. B.Ed.	Secondary	1 Unit (50 seats)
19.	RAJASTHAN	WRC	Regional Institute Of Education, Pushkar Road, Ajmer, Rajasthan-305004	B.A. B.Ed.	Secondary	1 Unit (50 seats)
				B.Sc. B.Ed.	Secondary	2 Units (100 seats)
20.	MAHARASHTRA	WRC	SNDT Women's University, Mumbai, Erandwane, Karve Road, Haveli, Pune, Pune, Maharashtra-411038	B.A. B.Ed.	Secondary	1 Unit (50 seats)
21.	MADHYA PRADESH	WRC	Doctor Harisingh Gour Vishwavidyalaya, University Road Over Patharia Hills, Sagar, Madhya Pradesh-470003	B.A. B.Ed.	Secondary	1 Unit (50 seats)
				B.Sc. B.Ed.	Secondary	1 Unit (50 seats)
				B.Com. B.Ed.	Secondary	1 Unit (50 seats)
22.	MADHYA PRADESH	WRC	Mahatma Gandhi Chitrakoot Gramodaya Vishwavidyalaya Rajaula, Chitrakoot Satna Road, Majhgawan, Satna, Madhya Pradesh-485334	B.A. B.Ed.	Secondary	1 Unit (50 seats)
				B.Sc. B.Ed.	Secondary	1 Unit (50 seats)
				B.Com. B.Ed.	Secondary	1 Unit (50 seats)





S. No.	State	Region (Territorial Jurisdiction)	Name and Address of the Higher Education Institutions (HEIs)	Approved Course	Stages	Approved Unit (Intake)
23.	RAJASTHAN	WRC	Central University Of Rajasthan, Banadsindri, Nh8, Bandarsindri, Kishangarh, Ajmer, Rajasthan-305817	B.Sc. B.Ed.	Secondary	1 Unit (50 seats)
24.	ODISHA	ERC	Maharaja Purnachandra Autonomous College, Takhatpur, Nou Road, Baripada, Mayurbhanj, Odisha-757003	B.A. B.Ed.	Secondary	1 Unit (50 seats)
				B.Sc. B. Ed.	Secondary	1 Unit (50 seats)
25.	ASSAM	ERC	Tyagbir Hem Baruah College, Karchantola, Naduar, Jamugurihat, Sonitpur, Assam -784189	B.A. B.Ed.	Secondary	1 Unit (50 seats)
				B.Sc. B. Ed.	Secondary	1 Unit (50 seats)
26.	ASSAM	ERC	North Lakhimpur College (Autonomous), Khelmati, NI Colassamlege Road, North Lakhimpur, Assam-787031	B.A. B.Ed.	Secondary	1 Unit (50 seats)
				B.Sc. B.Ed	Secondary	1 unit (50 Seats)
27.	ARUNACHAL PRADESH	ERC	Rajiv Gandhi University, Doimukh, Papumpara, Arunachal Pradesh - 791112	B.A. B.Ed.	Secondary	1 Unit (50 seats)
28.	WEST BENGAL	ERC	Indian Institute of Technology Kharagpur 1, Midnapur, West Bengal-721302	B.Sc. B. Ed.	Secondary	1 Unit (50 seats)
29.	TRIPURA	ERC	National Institute of Technology Jirania, Nit Road, Agartala, West Tripura -799046	B.Sc. B. Ed.	Secondary	1 Unit (50 seats)
30.	MEGHALAYA	ERC	Kiang Nangbah Government College, Jowai, Nh-6, Jowai, West Jaintia Hills, Meghalaya-793150	B.A. B.Ed.	Secondary	1 Unit (50 seats)
				B.Sc. B. Ed.	Secondary	1 Unit (50 seats)
31.	KERALA	SRC	Central University of Kerala, Periya, Tejaswini Hills, Hosdurg, Kanhangad, Kasaragod, Kerala - 671320	B.Sc. B. Ed.	Secondary	1 Unit (50 seats)
				B.A. B.Ed.	Secondary	1 Unit (50 seats)
				B.Com. B.Ed.	Secondary	1 Unit (50 seats)
32.	TELANGANA	SRC	Department Of Education and Training, Maulana Azad National Urdu University, Gachibowli, Manikonda Village, Rajendra Nagar, Hyderabad, Rangareddy, Telangana – 500032	B.A. B.Ed.	Secondary	1 Unit (50 seats)
				B.Sc. B. Ed.	Secondary	1 Unit (50 seats)
				B.Com. B.Ed.	Secondary	1 Unit (50 seats)
33.	TAMIL NADU	SRC	Central University Of Tamil Nadu, Nilakkudi, Nannilam, Thiruvavur, Tamil Nadu - 610005	B.Sc. B. Ed.	Secondary	1 Unit (50 seats)
34.	ANDHRA PRADESH	SRC	National Sanskrit University, Reservoir Colony, Tirupati, Chittoor, Andhra Pradesh – 517507	B.A. B.Ed.	Secondary	1 Unit (50 seats)
35.	KERALA	SRC	National Institute Of Technology Calicut, Chathamangalam, Kozhikode, Kerala - 673601	B.Sc. B. Ed.	Secondary	1 Unit (50 seats)
36.	PUDUCHERRY	SRC	School Of Education Sj Campus Pondicherry University, Kalapet Revenue Village R Venkatraman Nagar Silver Jubilee Campus, Uzhavarkarai Panchayat	B.A. B.Ed.	Secondary	1 Unit (50 seats)
				B.Sc. B. Ed.	Secondary	1 Unit (50 seats)



S. No.	State	Region (Territorial Jurisdiction)	Name and Address of the Higher Education Institutions (HEIs)	Approved Course	Stages	Approved Unit (Intake)
			Puducherry - 605014			
37.	TELANGANA	SRC	National Institute of Technology, Hyderabad Highway, Hanumankonda, Warangal, Telangana - 506004	B.Sc. B. Ed.	Secondary	1 Unit (50 seats)
38.	PUDUCHERRY	SRC	National Institute of Technology, Puducherry, Thiruvettakudy, Karaikal, Puducherry – 609609	B.Sc. B. Ed.	Secondary	1 Unit (50 seats)
39.	ANDHRA PRADESH	SRC	Dr. B. R. Ambedkar University, Etcherla, Main Road, Etcherla, Srikakulam, Andhra Pradesh - 532410	B.Sc. B. Ed.	Secondary	1 Unit (50 seats)
				B.A. B.Ed.	Secondary	1 Unit (50 seats)
40.	KARNATAKA	SRC	Nrupathunga University (Formerly Government Science College), Nt Road Nrupathunga University, Bangalore, Karnataka - 560001	B.Sc. B. Ed.	Secondary	1 Unit (50 seats)
41.	TELANGANA	SRC	Government Degree College, Behind Csi Church, Luxettipet, Mancherla, Telangana - 504215	B.A. B.Ed.	Secondary	1 Unit (50 seats)
42.	ODISHA	ERC	Indian Institute of Technology, Bhubaneswar	B.Sc., B.Ed	Secondary	1 Unit (50 seats)
43.	DELHI	NRC	Jesus and Mary College, University of Delhi, San Martin Marg, Chanakyapuri, Delhi, South Delhi, Delhi-110021	B.A. B.Ed.	Secondary	1 unit (50 Seats)
44.	Haryana	NRC	Institute of Teacher Training and Research Kurukshetra University, Kurukshetra	B.A. B.Ed.	Secondary	1 unit (50 Seats)
				B.Sc. B.Ed.	Secondary	1 unit (50 Seats)
				B.Com. B.Ed.	Secondary	1 unit (50 Seats)
45.	Delhi	NRC	Department of Education, University of Delhi, North Campus, University of Delhi, Chhatra Marg, 33, Delhi, North Delhi, Delhi-110007	B.A. B.Ed	Secondary	1 unit (50 Seats)
46.	Chandigarh	NRC	Panjab University, Chandigarh, Sector 14, Sector 14, Chandigarh, Chandigarh (UT), Chandigarh-160014	B.A. B.Ed	Secondary	1 unit (50 Seats)
					Middle	1 unit (50 Seats)
					Preparatory	1 unit (50 Seats)
47.	Delhi	NRC	Guru Gobind Singh Indraprastha, University, Dwarka, Golf Link Road, Delhi, Delhi, Southwest Delhi, Delhi110078	B.A. B.Ed	Secondary	1 unit (50 Seats)
48.	Punjab	NRC	Indian Institute of Technology Ropar, Rupnagar, Near Bara Phool, Ropar and Shri Chamkaur Sahib, Rupnagar, Ropar/Rupnagar, Punjab140001	B.Sc. B.Ed.	Secondary	1 unit (50 Seats)
49.	Punjab	NRC	Punjabi University, Patiala, Arts, Block No.5, Patiala, Patiala, Punjab- 147002	B.A. B.Ed.	Secondary	1 unit (50 Seats)
50.	Haryana	NRC	Guru Jambheshwar University of	B.A.	Secondary	1 unit



S. No.	State	Region (Territorial Jurisdiction)	Name and Address of the Higher Education Institutions (HEIs)	Approved Course	Stages	Approved Unit (Intake)
			Science and Technology Hisar, Hissar, Haryana -125001	B.Ed.		(50 Seats)
				B.Sc. B.Ed.	Secondary	1 unit (50 Seats)
51.	Punjab	NRC	Central University of Punjab, Ghudda, Badal Road, Bathinda, Punjab-151401	B.A. B.Ed.	Secondary	1 unit (50 Seats)
				B.Sc. B.Ed.	Secondary	1 unit (50 Seats)
52.	Maharashtra	WRC	Shivaji University, Kolhapur, Maharashtra-416004	B.Sc. B.Ed.	Secondary	1 unit (50 Seats)
53.	Maharashtra	WRC	Department of Education and Extension, Savitribai Phule, Pune University Karwar, Nh 62 Nagaur Maharashtra	B.A. B.Ed.	Secondary	1 unit (50 Seats)
				B.Sc. B.Ed.	Secondary	1 unit (50 Seats)
				B.Com. B.Ed.	Secondary	1 unit (50 Seats)
54.	Gujarat	WRC	The Maharaja Sayajirao University of Baroda, Vadodara (Baroda), Gujarat-390002	B.A. B.Ed.	Secondary	1 unit (50 Seats)
55.	Jodhpur	WRC	Indian Institute of Technology Jodhpur, Nh 62, Nagaur Road, Karwar, Jodhpur, Rajasthan-342030	B.Sc. B.Ed.	Secondary	1 unit (50 Seats)
56.	Madhya Pradesh	WRC	Central Sanskrit University Bhopal Campus, Bag Sevaniya, Bhopal, Madhya Pradesh-462043	B.A. B.Ed.	Secondary	2 unit (100 Seats)
57.	Rajasthan	WRC	Central Sanskrit University, Gopalpura Bypass, Triveni Nagar, Jaipur Campus, Rajasthan-302018	B.A. B.Ed.	Secondary	2 unit (100 Seats)
58.	Chhattisgarh	WRC	Institute of Teachers Education, Pt. Ravishankar Shukla University, Amanaka G.E. Road, Raipur – 492010	B.A. B.Ed.	Secondary	1 unit (50 Seats)
				B.Sc. B.Ed.	Secondary	1 unit (50 Seats)
				B.Com. B.Ed.	Secondary	1 unit (50 Seats)
59.	Tamil Nadu	SRC	National Institute of Technology, Thuvakudi, Tanjavur, Main Road, Thiruverumbur, Tiruchirappalli, Tiruchirappalli, Tamil Nadi-620015	B.A. B.Ed.	Secondary	1 unit (50 Seats)
60.	Kerala	SRC	Central Sanskrit University, Guruvayoor Campus Adat, Puanattukara, Thrissur, Kerala-680551	B.A. B.Ed.	Secondary	2 unit (100 Seats)
61.	Mizoram	ERC	Mizoram University Tanhri, Tanhri, Aizawal, Mizoram-796004	B.A. B.Ed.	Secondary	1 unit (50 Seats)
				B.Sc. B.Ed.	Secondary	1 unit (50 Seats)
				B.Com. B.Ed.	Secondary	1 unit (50 Seats)
62.	Meghalaya	ERC	Northeastern Hill University Mawlai, Umshing Mawlai, Shillong, Shillong, East Khasi Hills, Meghalaya-793022	B.A. B.Ed.	Secondary	1 unit (50 Seats)
				B.Sc. B.Ed.	Secondary	1 unit (50 Seats)
63.	Assam	ERC	Chaiduar College Gohpur, Nh15, Chaiduar, Gohpur, Biswanath,	B.A. B.Ed.	Secondary	1 unit (50 Seats)



S. No.	State	Region (Territorial Jurisdiction)	Name and Address of the Higher Education Institutions (HEIs)	Approved Course	Stages	Approved Unit (Intake)
			Assam-784168	B.Sc. B.Ed.	Secondary	1 unit (50 Seats)
64.	ASSAM	ERC	Bahona College, Mout Gaon Nimati Road Charigoan Mouza, Jorhat, Assam- 785101	B.A B.Ed	Secondary	1 unit (50 Seats)
					Middle	1 unit (50 Seats)
				B.Sc B.Ed	Secondary	1 unit (50 Seats)
					Middle	1 unit (50 Seats)

**Note:**

- **Details of Programmes / Courses** offered by the above-mentioned Universities/Institutions along with their **Eligibility Criteria** are available at the **respective universities/Institutions'** websites.
- **Candidates are advised to keep visiting the NTA and University/Institution website to which they are applying, for the latest updates/public notices/notifications/announcements to be issued from time to time regarding the NCET 2024.**
- NCET 2024 is meant for admission to UG courses offered by selected Central/State Universities/Institutions including IITs, NITs, RIEs, and Government Colleges for the Academic Session 2024-25



Appendix – II

The list of Languages, Domain Specific Subjects, and General Tests covered in NCET 2024 is given in the following table:

SECTION	Code	Name
Section 1 (38 Languages)	101	English Language and Literature
	102	Hindi Language and Literature / हिंदी भाषा और साहित्य
	103	Assamese
	104	Bengali
	105	Gujarati
	106	Kannada
	107	Malayalam
	108	Marathi
	109	Odia
	110	Punjabi
	111	Tamil
	112	Telugu
	113	Urdu
	114	English for Communication
	115	Hindi for Communication / संचार के लिए हिंदी
	201	Arabic
	202	Bodo
	203	Chinese
	204	Dogri
	205	French
	206	German
	207	Italian
	208	Japanese
	209	Kashmiri
	210	Konkani
	211	Maithili
	212	Manipuri
	213	Nepali
	214	Persian
	215	Russian
	216	Santhali
	217	Sindhi
	218	Spanish
	219	Tibetan
	220	Sanskrit
	221	Garó
	222	Khasi
	223	Pali
Section 2 (26 Domain-)	301	Accountancy/Book Keeping
	302	Agriculture
	303	Anthropology



<b>SECTION</b>	<b>Code</b>	<b>Name</b>
<b>Specific Subjects)</b>	304	Biology/Biological Studies/Biotechnology/Biochemistry
	305	Business Studies
	306	Chemistry
	307	Environmental Studies
	308	Computer Science/Informatics Practices
	309	Economics/Business Economics
	310	Engineering Graphics
	311	Entrepreneurship
	312	Fine Arts/Visual Arts (Sculpture/Painting)/ Commercial Art
	313	Geography/ Geology
	314	History
	315	Home Science
	316	Knowledge Tradition-Practices India
	317	Legal Studies
	318	Mass Media/Mass Communication
	319	Mathematics / Applied Mathematics
	320	Performing Arts
	321	Physical Education/National Cadet Corps(NCC)/ Yoga
	322	Physics
	323	Political Science
	324	Psychology
	325	Sanskrit
	326	Sociology
<b>Section 3 (Mandatory)</b>	<b>327</b>	<b>Teaching Aptitude</b>
<b>Section 4 (Mandatory)</b>	<b>501</b>	<b>General Test</b>

**Note :**

The candidate studying any of the subjects in the field of Shastric traditional subjects i.e. Sahitya, Vyakarana, Phalitha Jyotisha, Siddhanta Jyotisha, Nyaya, Advaita Vedanta, Visistadvaita Vedanta, Dvaita Vedanta, Sankhya Yoga, Agama, Mimamsa, Puranetihasa, Dharanasastra, Rigvedabhashyam, Krishna Yajurveda Bhashyam, Shukla Yajurveda Bhashyam, Samaveda Bhashyam, Atharva Veda Bhashyam, Vastu, may select Sanskrit (220) and/or Sanskrit (325) in the online Application Form of NCET 2024. Also, candidates are advised to select the subjects as per the mapping of Universities.

**Important Points to Note:**

Candidates who will be appearing in NCET 2024 will participate in the Counselling/admission process of any Central/State University / Institution (IITs, NITs, RIEs, and Govt. Colleges) which have been granted recognition by NCTE for ITEP for the academic session 2024-25. University/ Institution /Govt. College may fill up the vacant seats thereafter from the pool of NCET-qualified candidates





**List of Examination Cities for NCET 2024**

NCET 2024 will be conducted in the following Cities, provided there are sufficient numbers of candidates in the City:

S. NO.	STATE	CITY	CITY CODE
1	ANDAMAN AND NICOBAR ISLANDS	PORT BLAIR	AN01
2	ANDHRA PRADESH	ANANTAPUR	AP01
3	ANDHRA PRADESH	CHITTOOR	AP05
4	ANDHRA PRADESH	GUDUR	AP26
5	ANDHRA PRADESH	GUNTUR	AP07
6	ANDHRA PRADESH	KAKINADA	AP09
7	ANDHRA PRADESH	KURNOOL	AP10
8	ANDHRA PRADESH	RAJAHMUNDRY	AP13
9	ANDHRA PRADESH	TIRUPATHI	AP16
10	ANDHRA PRADESH	VIJAYAWADA	AP17
11	ANDHRA PRADESH	VISAKHAPATNAM	AP18
12	ARUNACHAL PRADESH	ITANAGAR/NAHARLAGUN	AL01
13	ASSAM	DIBRUGARH	AM06
14	ASSAM	GUWAHATI	AM02
15	ASSAM	JORHAT	AM03
16	BIHAR	AURANGABAD(BIHAR)	BR01
17	BIHAR	BHAGALPUR	BR02
18	BIHAR	DARBHANGA	BR04
19	BIHAR	GAYA	BR05
20	BIHAR	MUZAFFARPUR	BR06
21	BIHAR	PATNA	BR07
22	CHANDIGARH	CHANDIGARH	CH01
23	CHHATTISGARH	BHILAI NAGAR	CG01
24	CHHATTISGARH	BILASPUR(CHHATTISGARH)	CG02
25	CHHATTISGARH	RAIPUR	CG03
26	DADRA & NAGAR HAVELI	SILVASSA	DN01
27	DAMAN	DAMAN	DD01
28	DELHI	DELHI/NEW DELHI	DL01
29	GOA	PANJIM	GO02
30	GUJARAT	AHMEDABAD	GJ01
31	GUJARAT	JAMNAGAR	GJ06
32	GUJARAT	JUNAGADH	GJ07
33	GUJARAT	SURAT	GJ11
34	HARYANA	AMBALA	HR01
35	HARYANA	FARIDABAD	HR03
36	HARYANA	GURUGRAM	HR04
37	HARYANA	KURUKSHETRA	HR07
38	HARYANA	KARNAL	HR06
39	HIMACHAL PRADESH	CHAMBA	HP12
40	HIMACHAL PRADESH	HAMIRPUR (HP)	HP03
41	HIMACHAL PRADESH	SHIMLA	HP06
42	HIMACHAL PRADESH	KANGRA	HP13
43	HIMACHAL PRADESH	UNA	HP09
44	JAMMU AND KASHMIR	BARAMULLA	JK01
45	JAMMU AND KASHMIR	JAMMU	JK02
46	JAMMU AND KASHMIR	SRINAGAR (J & K)	JK04
47	JHARKHAND	BOKARO	JH01
48	JHARKHAND	DHANBAD	JH02
49	JHARKHAND	JAMSHEDPUR	JH03
50	JHARKHAND	RANCHI	JH04
51	KARNATAKA	BELAGAVI(BELGAUM)	KK02



## INFORMATION BULLETIN: NATIONAL COMMON ENTRANCE TEST - 2024

S. NO.	STATE	CITY	CITY CODE
52	KARNATAKA	BENGALURU	KK04
53	KARNATAKA	BIDAR	KK05
54	KARNATAKA	CHIKBALLAPUR	KK36
55	KARNATAKA	GADAG	KK25
56	KARNATAKA	GULBARGA	KK08
57	KARNATAKA	HASSAN	KK09
58	KARNATAKA	HOSAPET	KK37
59	KARNATAKA	HUBLI	KK27
60	KARNATAKA	MANGALORE	KK12
61	KARNATAKA	MYSURU(MYSORE)	KK14
62	KARNATAKA	SHIVAMOGA(SHIMOGA)	KK15
63	KARNATAKA	TUMKUR	KK16
64	KERALA	ERNAKULAM	KL04
65	KERALA	IDUKKI	KL05
66	KERALA	KANNUR	KL07
67	KERALA	KOTTAYAM	KL11
68	KERALA	KOZHIKODE/CALICUT	KL12
69	KERALA	MALAPPURAM	KL13
70	KERALA	PALAKKAD	KL15
71	KERALA	THIRUVANANTHAPURAM	KL17
72	KERALA	THRISSUR	KL18
73	LADAKH	LEH	LL01
74	LAKSHADWEEP	KAVARATTI	LD01
75	MADHYA PRADESH	BHOPAL	MP03
76	MADHYA PRADESH	GWALIOR	MP06
77	MADHYA PRADESH	INDORE	MP07
78	MADHYA PRADESH	JABALPUR	MP08
79	MADHYA PRADESH	REWA	MP11
80	MADHYA PRADESH	SAGAR	MP12
81	MADHYA PRADESH	SATNA	MP13
82	MADHYA PRADESH	UJJAIN	MP15
83	MAHARASHTRA	AKOLA	MR02
84	MAHARASHTRA	AMRAVATI	MR03
85	MAHARASHTRA	AURANGABAD (MH)	MR04
86	MAHARASHTRA	DHULE	MR10
87	MAHARASHTRA	JALGAON	MR13
88	MAHARASHTRA	KOLHAPUR	MR14
89	MAHARASHTRA	MUMBAI	MR16
90	MAHARASHTRA	NAGPUR	MR17
91	MAHARASHTRA	NANDED	MR18
92	MAHARASHTRA	NASHIK	MR19
93	MAHARASHTRA	PUNE	MR22
94	MAHARASHTRA	SATARA	MR26
95	MAHARASHTRA	SOLAPUR	MR27
96	MAHARASHTRA	THANE	MR28
97	MAHARASHTRA	WARDHA	MR29
98	MANIPUR	IMPHAL	MN01
99	MEGHALAYA	SHILLONG	MG03
100	MIZORAM	AIZAWL	MZ01
101	NAGALAND	DIMAPUR	NL01
102	ODISHA	ANGUL	OR10
103	ODISHA	BALASORE	OR02
104	ODISHA	BERHAMPUR	OR03
105	ODISHA	BHADRAK	OR11
106	ODISHA	BHUBANESWAR	OR04
107	ODISHA	CUTTACK	OR05
108	ODISHA	ROURKELA	OR08
109	ODISHA	SAMBALPUR	OR09
110	PUDUCHERRY	PUDUCHERRY	PO01





S. NO.	STATE	CITY	CITY CODE
111	PUNJAB	AMRITSAR	PB01
112	PUNJAB	BHATINDA	PB02
113	PUNJAB	JALANDHAR	PB04
114	PUNJAB	LUDHIANA	PB05
115	PUNJAB	PATHANKOT	PB07
116	PUNJAB	PATIALA	PB08
117	RAJASTHAN	AJMER	RJ01
118	RAJASTHAN	ALWAR	RJ02
119	RAJASTHAN	BIKANER	RJ05
120	RAJASTHAN	HANUMANGARH	RJ23
121	RAJASTHAN	JAIPUR	RJ06
122	RAJASTHAN	JODHPUR	RJ07
123	RAJASTHAN	KOTA	RJ08
124	RAJASTHAN	SIKAR	RJ09
125	RAJASTHAN	SRIGANGANAGAR	RJ10
126	RAJASTHAN	UDAIPUR	RJ11
127	SIKKIM	GANGTOK	SM01
128	TAMIL NADU	CHENGALPET	TN25
129	TAMIL NADU	CHENNAI	TN01
130	TAMIL NADU	COIMBATORE	TN02
131	TAMIL NADU	CUDDALORE	TN03
132	TAMIL NADU	DHARMAPURI	TN26
133	TAMIL NADU	DINDIGUL	TN27
134	TAMIL NADU	ERODE	TN28
135	TAMIL NADU	KANCHIPURAM	TN05
136	TAMIL NADU	KANYAKUMARI	TN06
137	TAMIL NADU	KARUR	TN29
138	TAMIL NADU	MADURAI	TN08
139	TAMIL NADU	NAMAKKAL	TN10
140	TAMIL NADU	SALEM	TN11
141	TAMIL NADU	THANJAVUR	TN12
142	TAMIL NADU	THENI	TN41
143	TAMIL NADU	THOOTHUKUDI	TN13
144	TAMIL NADU	TIRUCHIRAPPALLI	TN14
145	TAMIL NADU	VELLORE	TN18
146	TELANGANA	HYDERABAD	TL01
147	TELANGANA	KARIMNAGAR	TL02
148	TELANGANA	KHAMMAM	TL03
149	TELANGANA	MAHBUBNAGAR	TL04
150	TELANGANA	WARANGAL	TL07
151	TRIPURA	AGARTALA	TA01
152	UTTAR PRADESH	AGRA	UP01
153	UTTAR PRADESH	ALLAHABAD/PRAYAGRAJ	UP03
154	UTTAR PRADESH	AZAMGARH	UP19
155	UTTAR PRADESH	BAREILLY	UP04
156	UTTAR PRADESH	GHAZIABAD	UP07
157	UTTAR PRADESH	GHAZIPUR	UP23
158	UTTAR PRADESH	GORAKHPUR	UP08
159	UTTAR PRADESH	JHANSI	UP10
160	UTTAR PRADESH	KANPUR	UP11
161	UTTAR PRADESH	LUCKNOW	UP12
162	UTTAR PRADESH	MATHURA	UP13
163	UTTAR PRADESH	MEERUT	UP14
164	UTTAR PRADESH	MORADABAD	UP15
165	UTTAR PRADESH	NOIDA/GREATER NOIDA	UP09
166	UTTAR PRADESH	VARANASI	UP18
167	UTTARAKHAND	DEHRADUN	UK01
168	UTTARAKHAND	HALDWANI	UK02
169	UTTARAKHAND	HARIDWAR	UK03



S. NO.	STATE	CITY	CITY CODE
170	WEST BENGAL	ASANSOL	WB01
171	WEST BENGAL	BURDWAN(BARDHAMAN)	WB02
172	WEST BENGAL	DURGAPUR	WB04
173	WEST BENGAL	HOOGHLY	WB06
174	WEST BENGAL	HOWRAH	WB07
175	WEST BENGAL	KOLKATA	WB10
176	WEST BENGAL	MALDA	WB20
177	WEST BENGAL	MURSHIDABAD	WB21
178	WEST BENGAL	SILIGURI	WB11

**Note:** While applying, candidates have to **select any two cities of their choice**. Efforts will be made to allot the city of examination to the candidates in the order of preference opted by them in their online Application Forms. **However, due to administrative/logistic reasons, a different city can be allotted.**



**Appendix –IV**

**Procedure for Online Payment of Fees and Helpline for Payment-Related Queries**

After completing Step 2 of the **Online** Application Form, the candidate may remit the examination fee (**Step 3**) in the following manner:

- Check the validity of the Debit/ Credit Card and keep it ready with you while logging on to the website for submitting the Application Form. The candidates should enter the information asked for and make payment through a Debit/ Credit Card.
- Through Net Banking, check the balance in your account and keep all credentials ready with you while logging on to the website to make payments. The candidates should log in with his/her credentials for net banking and make payments accordingly.
- For payment through a UPI Service, check whether there is a requisite balance in the Bank Account / Wallet to which the concerned UPI is linked.
- For payment through Paytm, check whether there is a requisite balance in the Account / Wallet to which it is linked.

The prescribed Examination Fee (please see the Information at a Glance) can be paid through any Bank/Payment Gateway in any Payment Mode [service/processing charges per transaction and GST (if applicable) are to be borne by the candidate:

**HDFC Bank Ltd**

S. No	Mode of Payment	HDFC BANK		
		1	Net Banking	HDFC
		Other Banks	NIL Charge	
2	Debit Cards	HDFC or Other Banks	Transaction up to ₹ 2000/-	0 %
			Transaction above ₹ 2000/-	0 %
3	Credit Cards	Domestic	Nil Charge	
		International	Nil Charge	
4	Unified Payment Interface (UPI)	Nil Charge		

**If Paying through HDFC Bank:**

Level	Name	Email ID	Contact Number
1	Ecom Support	Ecomsupport.delhi@hdfcbank.com	
2.	Pradeep Yadav	<a href="mailto:Pradeep.yadav10@hdfcbank.com">Pradeep.yadav10@hdfcbank.com</a>	9625622301
3	Vikram Singh	<a href="mailto:Vikram.singh4@hdfcbank.com">Vikram.singh4@hdfcbank.com</a>	9799810080

**SBI**

S. No	Mode of Payment	STATE BANK OF INDIA	
		1	Net Banking
		Other Banks	
2	Debit Cards	Nil	
3	Credit Cards	Domestic	0.80% + GST
		International	3.50% of Fee+ GST (Minimum Rs 11/-)



4	Unified Payment Interface (UPI)	NIL Charge
---	---------------------------------	------------

If Paying through the State Bank of India (SBI) :

Level	Name	Email ID	Contact Number
1	Helpdesk3	<a href="mailto:sbi.05222@sbi.co.in">sbi.05222@sbi.co.in</a>	08026599990
2	Customer Care	<a href="mailto:agmcustomer.lhodel@sbi.co.in">agmcustomer.lhodel@sbi.co.in</a>	1800112211
4	Through SMS	<a href="#">UNHAPPY (add text)</a>	8008202020

**CANARA BANK**

Sr. No	Mode of Payment	CANARA BANK	
1	Net Banking	Other Banks (Including Canara Bank)	₹ 13 + GST
		HDFC, ICICI, SBI, AXIS	₹ 17 + GST
2	Debit Cards	Visa/Master	Transaction up to ₹ 2000/- 0.40% + GST
			Transaction above ₹ 2000/- 0.85% + GST
		Rupay	NIL Charge
3	Credit Cards	Domestic	1.10% + GST
4	Unified Payment Interface (UPI)	NIL Charge	

If paying through Canara Bank:

Level	Name	Email ID
1	HelpDesk	<a href="mailto:pgsupport@billdesk.com">pgsupport@billdesk.com</a> ; <a href="mailto:dssrosdel@canarabank.com">dssrosdel@canarabank.com</a> ; <a href="mailto:tmcodel@canarabank.com">tmcodel@canarabank.com</a> ; <a href="mailto:cb0268@canarabank.com">cb0268@canarabank.com</a> ;
2	Complaint Management Services	<a href="mailto:pgsupport@billdesk.com">pgsupport@billdesk.com</a> <a href="mailto:dssrosdel@canarabank.com">dssrosdel@canarabank.com</a> ; <a href="mailto:tmcodel@canarabank.com">tmcodel@canarabank.com</a> ; <a href="mailto:cb0268@canarabank.com">cb0268@canarabank.com</a>
3	Customer Care	<a href="mailto:pgsupport@billdesk.com">pgsupport@billdesk.com</a> <a href="mailto:dssrosdel@canarabank.com">dssrosdel@canarabank.com</a> ; <a href="mailto:tmcodel@canarabank.com">tmcodel@canarabank.com</a> ; <a href="mailto:cb0268@canarabank.com">cb0268@canarabank.com</a>
4	ThroughSMS	---

**ICICI BANK**

S.No	Mode of Payment	ICICI BANK	
1	Net Banking	ICICI	NIL Charge
		Other Banks	4.00 + GST
2	Debit Cards	ICICI or Other Banks	Transaction upto Rs 2000/- 0 %
			Transaction above Rs 2000/- 0.5 % + GST
3	Credit Cards	Domestic	0.40%of Transaction value
		International	2.35%of Transaction value
4	Unified Payment Interface	ICICI or other banks	Transaction upto Rs 2000/- 0 %



(UPI)	Transaction above Rs 2000/-	0 % + GST
-------	--------------------------------	--------------

**If Paying through ICICI Bank:**

Level	Name	Email ID	Contact Number
1	Customer support Helpline number (9 AM to 6 PM)	<a href="mailto:pgsupport.ind@worldline.com">pgsupport.ind@worldline.com</a>	1800222884  (Pls select option 3)

**Note:**

In case, the fee payment status is not 'OK', or the Confirmation Page of the Online Application is not generated after fee payment (completion of Step 3), the candidate is advised to contact the helpline number/email of the concerned Bank/Payment Gateway Integrator, as mentioned the above: -

- (a) NTA Helpdesk Contact details (in case the payment-related issues are not resolved through the above-mentioned Helplines of the concerned Bank/Payment Gateway Integrator):

Email: [ncet@nta.ac.in](mailto:ncet@nta.ac.in)

Phone No.: 011-40759000

**Procedure to raise payment-related Grievance:**

After (successful completion of Step 3, the Confirmation Page of the Application Form, should be downloaded and a printout of the same may be retained for future reference. The Confirmation Page of the online Application Form could be generated **only after successful payment by the Candidate.**

In case the Confirmation Page is not generated after payment of the prescribed fee, then the candidate should approach the concerned Bank/Payment Gateway integrator (in the helpline number and email given above in the Information Bulletin), to ensure the successful payment.

In spite of the above, if a successful transaction is not reflected on the Portal, the candidate may contact the NTA Helpline. If the payment issue is still not resolved, the candidate may pay a second time.

However, any duplicate payment received from the candidate by NTA in the course of said transactions will be refunded through the same payment mode through which the duplicate payment is received, after fee reconciliation by NTA

Information to be provided by the Candidate while raising any payment-related query/grievance through QRS/email/Helplines: -

- a. Name of the Bank and /or Payment Gateway.
- b. Date and time of the transaction
- c. Transaction Number
- d. Bank Reference Number
- e. Proof of transaction
- f. Screenshot from the payment portal (in case of payment failure).



### Computer-Based Test (CBT) Guidelines

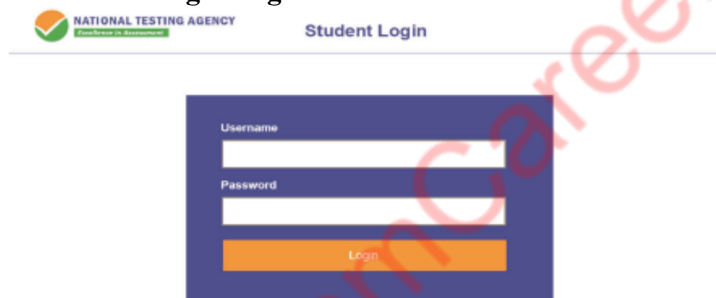
The major examinations being conducted by NTA are Computer-Based Tests (CBT). A CBT requires candidates to sit in front of a computer terminal (node) allocated to them against their Roll number and Admit card. After logging the candidate will get detailed instructions for the examinations. At the designated time of the start of the examination, the candidates will be able to proceed and see the questions on the computer screen using the computer mouse. Candidates will have the option to change/modify/edit/answers already entered at any time during the examination.

#### Procedure for appearing in Computer Based Test (CBT):

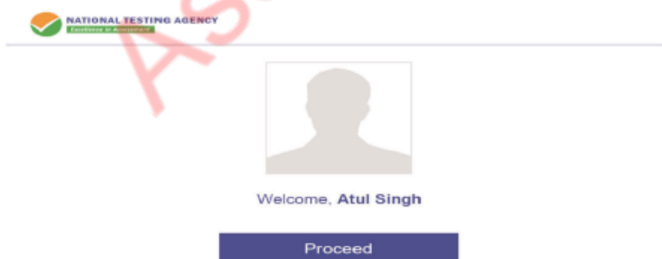
(Sample/mock test will be available on the NTA website: [www.nta.ac.in](http://www.nta.ac.in) for hands-on practice)

- (a) A computer terminal (node) indicating the Roll Number will be allocated to each candidate. Candidates should find and sit on their allocated computers only. Any candidate found to have changed room/hall or the computer on their own other than the one allotted would lead to cancellation of candidature and no plea in this regard would be entertained.
- (b) For login, the candidate will have to enter a **login ID and password**. The computer terminal allotted to the candidate will display the WELCOME login screen, the Candidate's photograph, and the NET subject opted by the candidate.

#### Candidate Login Page



#### Candidate Welcome Screen



- (c) After login, the candidate shall be able to see the detailed instructions for the examination. Candidates are advised to go through the instructions carefully regarding the type of questions and marking scheme. At the designated time of the start of the examination, the candidates will be able to proceed and see the questions on the computer screen.




Please read the instructions carefully











**General Instructions**


1. **The total duration of the examination is as indicated on the Admit Card issued by the NTA.**
2. The clock will be set on the server. The countdown timer on the top right corner of the screen will display the remaining available time for you to complete the examination. When the timer reaches zero, the examination will end by itself and you will not be required to end or submit your examination.
3. The Question Palette displayed on the left side of the screen will show the status of each question using one of the following symbols:
4. The Marked for Review status for a question simply indicates that you would like to look at that question again. Questions that are answered and “Marked for Review” will be automatically saved and evaluated even if the flag is not removed.
5. The questions and answer options will be displayed in **English and the chosen language**. For any doubt or clarification, you are requested to refer to the English version as the final.

**Navigating to a Question:**

6. **To navigate between questions within a Paper, the candidate needs to do the following:**
  - Click on the question number in the Question Palette at the left of your screen to go to that question directly in the corresponding section. Note that using this option does NOT save your answer to the current question.
  - You can click on the  arrow on the top of the question window to go to the next


The different symbols used in the test are shown below. Please go through them and understand their meanings before you start the test.

Symbol	Description
	Option Not chosen
	Option chosen as correct (By clicking on it again you can delete your option and choose another option if desired.)
	Question number shown in blue color indicates that you have not yet attempted the question.
	Question number shown in green color indicates that you have answered the question.
	You have not yet answered the question, but marked it for coming back for review later, if time permits.
	You have answered the question, but marked it for review later, if time permits.
	Clicking on this will take you to the next question.
	Clicking on this will take you to the previous question.
	By clicking on this button, you can mark the question for review later. Please note that if you answer the question and mark for review, the question will be treated as answered and evaluated even if you do not review it.
	By clicking on this button, you can unmark the question for review




question. You can click on the  which appears on the left side of the question window for going back to the previous question.






- Your answer to a question is automatically saved when you click on the  button on the top right-hand corner of the question window. Please note that there is no separate SAVE button.

#### Answering a Question:

7. Procedure for answering a Multiple Choice Type question:
  - To select your answer, click on the  button of one of the options.
  - To de-select your chosen answer, click on the  button of the chosen option again.
  - To change your chosen answer, click on  the button of another option.
  - You can click **Mark for review** on the top left-hand side of the question window when you want to come back to that question later on, whether you have answered it or not, and proceed to other questions.
  - When you answer any question "Marked for review", the status of the question changes automatically to "Answered".
  - You can click on **Unmark for review** when you want to change the status and freeze the answer already given or answer the question.
8. To change your answer to a question that has already been answered, first select that question for answering and then follow the procedure for answering that type of question.

#### Navigating through sections:

9. Sections in this question paper are displayed on the left-hand side of the screen. Questions in a section can be viewed by clicking on the section name.
10. After clicking  the button on the last question for a section, you will automatically be taken to the first question of the next section.
11. You can shuffle between sections and questions anytime during the examination as per your convenience only during the time stipulated.
12. You can view the section summary as part of the legend that appears in every section below the question palette.

#### Instruction for Question:

13. For the correctness of the translation for a particular language, only the **English version** will be considered as the final version for evaluation purposes.

The keyboard attached to the computer, if any, will be disabled during the entire duration of the examination. Candidates will have the option to change/modify answers already entered anytime during the entire duration of the examination.

In case the computer/mouse allotted to any candidate malfunctions anytime during the test, he/she will be immediately allotted another computer system and the time lost due to this will be adjusted in the server so as to give the candidate the full allotted time.





The on-screen computer clock counter of every candidate will be set on the server. The countdown timer on the top right side of the computer screen will display the time remaining (in minutes) available for the candidate to complete the examination. When the timer reaches zero, the examination will end by itself. The candidates will not be required to end or submit the examination.

The Question Status displayed on the bottom left screen will show the status of each question using one of the following symbols:

Question Status	
<b>77</b> Not Answered	<b>13</b> Answered
<b>1</b> Answered & Marked for review	<b>1</b> Not answered & Marked for review

The question(s) “Answered and Marked for Review” status for a question indicates that the candidates would like to have a relook at that question again. A candidate has the option of answering a question and simultaneously “Marked for Review”, these answers will be considered for evaluation. However, if a candidate has simply put “Marked for Review” for a question without answering it, the corresponding question marked for review without an answer will not be considered for evaluation. It may be noted that a candidate can return to any “Marked for Review” question any time during the examination by clicking on the corresponding question number icon displayed on the Question Palette of the corresponding section.

- (a) Blank Sheets for doing Rough Work/calculations shall be provided to the candidates. The Blanks Sheets would have a Header page for the candidates to write down his/her Name and Roll Number. All calculations/writing work is to be done only in the Blank Sheets provided at the Centre in the Examination Room/Hall and on completion of the test candidates must hand over the rough sheets to the invigilator on duty in the Room/Hall.

**(b) ROUGH WORK:**

All calculations/writing work is to be done only in the rough sheet provided at the Centre in the Examination Room/Hall and on completion of the test candidates must hand over the rough sheets to the invigilator on duty in the Room/Hall.



## Appendix - VI

**Procedure to be adopted for compilation of NTA scores for multi-session Papers**  
(Normalization procedure based on Percentile and Equi percentile method)**Need for Normalization**

The NCET 2024 may be conducted in different shifts. Since the question papers for any subject in different shifts are different and it is quite possible that despite all the best possible efforts of maintaining equivalence among various question papers, the difficulty level of these question papers administered in different sessions may not be the same or similar. Some of the candidates might have ended up attempting a relatively tougher set of questions when compared to other sets. The candidates who attempted the comparatively tougher examination are likely to get lower marks as compared to those who attempted the easier one; the scores of the students across shifts are not directly comparable. There is a need for normalizing the marks across shifts to make them amenable to such comparisons.

A Committee headed by a Senior Professor from the Indian Statistical Institution Delhi and comprising Senior Professors from the Indian Institute of Technology Delhi and the University of Delhi had detailed deliberations to arrive at a methodology.

As already intimated in the Information Bulletin of NCET - 2022 the raw score of each candidate in each subject will be normalized using the *Equi-percentile method*. This is done separately for each subject for which the examination is held in multiple shifts.

For each subject for which the examination is held in multiple shifts, the raw score for each candidate appearing for the subject will be converted into **NTA Score** (Percentile Score & Normalized Score) in the following three steps.

**Step 1: Convert Raw Scores into Percentile Scores.**

The percentiles are calculated separately for each shift.

1. Record the number of candidates who have appeared in a shift. Denote this number by  $N$ .
2. Sort all the candidates in one shift in decreasing order of their marks.
3. Note the *raw marks* for each candidate. Suppose this is denoted by  $T$ . Count the number of candidates in that shift whose raw scores are less than *or equal to*  $T$ . Denote this number by  $m$ .
4. The percentile score for this candidate is then calculated as:

$$P = \frac{m}{N} * 100$$

**Illustration:**

Suppose that the examination in a certain subject is held in two different shifts,  $S1$  and  $S2$ , say. Consider six candidates  $A, B, C, D, E$ , and  $F$  out of which  $A, B$ , and  $C$  are from shift  $S1$  and the other three are from shift  $S2$ .



Let the raw marks of the six candidates be  $x_A, x_B, x_C$  (shift  $S1$  marks) and  $y_D, y_F$  (shift  $S2$  marks).

For candidates  $A, B,$  and  $C,$  the percentiles are calculated using the total marks obtained by candidates appearing in shift  $S1$  (in the same subject) as explained above.

Similarly, for candidates  $D, E,$  and  $F,$  the percentiles are calculated using the total marks obtained by candidates appearing in shift  $S2$  (in the same subject) as explained above.

Let the respective percentiles be denoted by  $P_A, P_B, P_C, P_D, P_E, P_F.$

The above data is summarized in the following table. The terms in red colour indicate that these are the output of this step.

Shift S1			Shift S2		
Candidate	Raw score	Percentile	Candidate	Raw score	Percentile
A	$x_A$	$P_A$	D	$y_D$	$P_D$
B	$x_B$	$P_B$	E	$y_E$	$P_E$
C	$x_C$	$P_C$	F	$y_F$	$P_F$

Since the calculation for percentiles in any shift depends only on the data from that shift alone, there is a separate table for each shift.

**Step 2:** Pull the percentiles to the scale of the marks for each session to get a Normalized Score.

- The data across all sessions tabulated at the end of *step 1* is collated into a single table.
- The columns for the shift-wise raw score should be kept separate.
- All the records are then sorted in decreasing order of the percentiles.

**Illustration (Continued):**

In the illustrative example given above, suppose that the percentiles of the six candidates satisfy

$$P_E > P_A > P_C = P_F > P_B > P_D$$

Then the collated table would look as given below:

Candidate	Percentile	RawscoreS1	RawScoreS2
E	$P_E$	–	$y_E$
A	$P_A$	$x_A$	–
C&F	$P_C = P_F$	$x_C$	$y_F$
B	$P_B$	$x_B$	–
D	$P_D$	–	$y_D$

Candidate  $C$  from shift  $S1$  and candidate  $F$  from shift  $S2$  have the same percentile. The relevant entries under “Raw Score  $S1$ ” and “Raw Score  $S2$ ” are the actual raw scores  $x_C$  and  $y_F$  respectively. This has the obvious interpretation that marks  $x_C$  of shift  $S1$  are equivalent to marks  $y_F$  of shift  $S2$ .



Candidates *A* and *B*, appearing in shift *S1*, have a blank entry in column “*Raw Score S2*”, as there is no corresponding candidate having exactly the same percentile from shift *S2*. Similarly, Candidates *D* and *E*, appearing in shift *S2*, have a blank entry in column “*Raw Score S1*”, as there is no corresponding candidate having exactly the same percentile from shift *S1*.

- In the remaining part of this *Step 2*, the blank entries in the two “*Raw Score*” columns are filled up using linear interpolation.
- Consider a record (row) whose entry in the column “*Raw Score S1*” is blank. The blank will be replaced by the interpolated score *X* which is calculated as:

$$X = x_1 + \frac{x_2 - x_1}{p_2 - p_1} (P - p_1)$$

Where:

- *P* is the corresponding entry in the “*Percentile*” column
- *x*<sub>1</sub> is the first *non-blank* entry BELOW *X*. i.e., *x*<sub>1</sub> < *X* and there is no other non-blank entry in the column between *x*<sub>1</sub> and *X*.
- *x*<sub>2</sub> is the first *non-blank* entry ABOVE *X*. i.e., *x*<sub>2</sub> > *X* and there is no other non-blank entry in the column between *x*<sub>2</sub> and *X*.
- *p*<sub>1</sub> is the entry in the “*Percentile*” column corresponding to *x*<sub>1</sub> from the column “*Raw Score S1*”.
- *p*<sub>2</sub> is the entry in the “*Percentile*” column corresponding to *x*<sub>2</sub> from the column “*Raw Score S1*”.

Note that there may be several blank entries between *x*<sub>1</sub> and *x*<sub>2</sub>.

- All the blank entries in column “*Raw Score S1*” can now be replaced by the interpolated values.
- The blank entries in column “*Raw Score S2*” are also replaced using a similar procedure.

### **Illustration (Continued):**

The table in the illustrative example would look like the following, where the entries in red indicate the additional output at the end of this step.

Candidate	Percentile	Raw Score <i>S1</i>	Raw Score <i>S2</i>
E	<i>P<sub>E</sub></i>	<i>X<sub>E</sub></i>	<i>y<sub>E</sub></i>
A	<i>P<sub>A</sub></i>	<i>x<sub>A</sub></i>	<i>Y<sub>A</sub></i>
C&F	<i>P<sub>C</sub>=P<sub>F</sub></i>	<i>x<sub>C</sub></i>	<i>y<sub>F</sub></i>
B	<i>P<sub>B</sub></i>	<i>x<sub>B</sub></i>	<i>Y<sub>B</sub></i>
D	<i>P<sub>D</sub></i>	<i>X<sub>D</sub></i>	<i>y<sub>D</sub></i>



**Step3: Calculation of the Normalised Score**

Now for each subject, *there is a score assigned to each percentile value for each session.* The *Normalised score, Z,* corresponding to a percentile value *P,* is calculated as:

$$Z = \text{Average of } (u_A, u_B, u_C, \dots, \dots, \dots, u_t) = \frac{u_A + u_B + u_C + \dots + u_t}{t}$$

Where  $u_A, u_B, \dots, \dots, \dots, u_t$  denote the raw scores corresponding to the percentile  $P$  in each of the different sessions

**Illustration (Continued):**

The **final** table in the *illustrative example* would be as follows:

Candidate	Percentile	Raw Score S1	Raw Score S2	Normalized Score
E	$P_E$	$X_E$	$y_E$	$(X_E + y_E)/2$
A	$P_A$	$x_A$	$Y_A$	$(x_A + Y_A)/2$
C&F	$P_C = P_F$	$x_C$	$y_F$	$(x_C + y_F)/2$
B	$P_B$	$x_B$	$Y_B$	$(x_B + Y_B)/2$
D	$P_D$	$X_D$	$y_D$	$(X_D + y_D)/2$

**Step-by-Step Procedure for Converting from Raw Score to Normalized Score: -**

**Example:** Suppose a test was held in 4 phases of examinees as per details given below: -

(Allocation of Days and shifts was done randomly)

Session	Day	Shift	No of Candidates			Raw Score	
			Absent	Appeared	Total	Highest	Lowest
Session-1	Day-1	Shift-1	3974	28012	31986	200	-40
Session-2	Day-1	Shift-2	6189	32541	38730	194	-36
Session-3	Day-2	Shift-1	6036	41326	47362	188	-36
Session-4	Day-2	Shift-2	9074	40603	49677	200	-40
Total (Session-1 to Session-4)			25273	142482	167755	200	-40



i. Highest Raw Score and Percentile Score: -

Session	Total Candidates Appeared	Highest Raw Score	Candidates who scored EQUAL OR LESS THAN Highest Raw Score	Percentile Score	Remarks
Session-1	28012	200	28012	100.0000000 [(28012/28012) *100]	i.e., All the highest raw scores would be normalized to 100 Percentile Score for their respective session.
Session-2	32541	194	32541	100.0000000 [(32541/32541) *100]	
Session-3	41326	188	41326	100.0000000 [(41326/41326) *100]	
Session-4	40603	200	40603	100.0000000 [(40603/40603) *100]	

ii. Lowest Score and Percentile Score: -

Session	Total Candidates Appeared	Lowest Raw Score	Candidates who scored EQUAL OR LESS THAN Highest Raw Score	Percentile Score	Remarks
Session-1	28012	-40	1	0.0035699 [(1/28012) *100]	i.e., the Percentile Scores of all the lowest raw scores are different i.e., Percentile Score depends on the total number of candidates who have taken the examination for their respective session.
Session-2	32541	-36	1	0.0030730 [(1/32541) *100]	
Session-3	41326	-36	1	0.0024198 [(1/41326) *100]	
Session-4	40603	-40	1	0.0024629 [(1/40603) *100]	

**Step1: Convert Raw Score into Percentile Score**

The percentile score for this candidate is then calculated as:

$$\text{Percentile Score} = 100 \times \frac{\text{No. of Candidates appeared from the session with raw score EQUAL TO OR LESS than T Score}}{\text{Total No. of Candidates who appeared in the session}}$$



Candidate	Raw Score S1	Percentile Score
A20020720	200	100
A20411664	192	99.969144
A20018569	190	99.831255
A20339879	184	99.732901
A20074407	180	99.432054
A20751862	88	88.654575
A20922992	48	74.137715
A21004667	40	69.290405
A21141123	22	52.135343
A25465232	8	30.675846
A26545946	6	27.584445
A25656543	2	24.886459
A26625216	1	22.351432
A26174451	0	19.997686
A25463225	-1	15.23523
A26598636	-6	11.104361
A26596462	-40	0.053034

Candidate	Raw Score S2	Percentile Score
B20123935	194	100
B20012622	192	99.9990405
B20656224	100	96.9671093
B20410215	42	69.2904047
B20236444	26	67.7672549
B20128586	14	46.3751151
B20001667	4	27.0887703
B20042147	2	23.9100399
B20051256	0	12.225608
B20481968	-2	11.6211621
B20091701	-12	10.4982563
B20549576	-14	10.3947421
B20098269	-30	10.2430506
B20071356	-36	0.053034

Candidate	Raw Score S3	Percentile Score
C20150694	188	100
C20087997	186	99.969144
C20121991	184	99.831255
C20058572	180	99.732901
C20060310	172	99.432054
C20008597	56	78.338974
C20430859	36	69.00182
C20518247	20	52.135343
C20045510	14	38.091932
C20860609	9	30.675846
C20861476	5	27.584445
C20512680	3	24.886459
C20069270	2	22.351432
C20355550	0	12.188701
C20549576	-3	11.23523
C26598636	-22	0.0539983
C26596462	-36	0.053034

Candidate	Raw Score S4	Percentile Score
D20479616	200	100
D20040337	194	99.9990405
D20467385	98	88.6545749
D20398094	44	68.9660903
D20428934	40	49.5097099
D20032939	32	46.3751151
D20690279	30	27.0887703
D20840699	28	23.9100399
D20084751	26	20.8800276
D21237483	24	12.1887008
D21077463	1	11.5349248
D20348188	-2	11.0243302
D25463225	-40	0.053034





Step 2: Pull Back the percentiles to the marks scale for each session to get Normalized marks.

Candidate	Percentile Score	Raw Score S1	Raw Score S2	Raw Score S3	Raw Score S4
A20020720=B20123935=C20150694=D20479616	100	200	194	188	200
B20012622=D20040337	99.99904053	-	192	-	194
A20411664=C20087997	99.9691438	192	-	186	-
A20018569=C20121991	99.8312554	190	-	184	-
A20339879=C20058572	99.7329013	184	-	180	-
A20074407=C20060310	99.4320538	180	-	172	-
B20656224	96.9671093	-	100	-	-
A20751862=D20467385	88.6545749	88	-	-	98
C20008597	78.3389742	-	-	56	-
A20922992	74.1377149	48	-	-	-
A21004667=B20410215	69.2904047	40	42	-	-
C20430859	69.0018201	-	-	36	-
D20398094	68.9660903	-	-	-	44
B20236444	67.7672549	-	26	-	-
A21141123=C20518247	52.1353428	22	-	20	-
D20428934	49.50970986	-	-	-	40
B20128586=D20032939	46.37511514	-	14	-	32
C20045510	38.0919321	-	-	14	-
A25465232=C20860609	30.6758464	8	-	9	-
A26545946=C20861476	27.5844446	6	-	5	-
B20001667=D20690279	27.08877034	-	4	-	30
A25656543=C20512680	24.886459	2	-	3	-
B20042147=D20840699	23.91003991	-	2	-	28
A26625216=C20069270	22.3514324	1	-	2	-
D20084751	20.88002763	-	-	-	26
A26174451	19.9976858	0	-	-	-
A25463225	15.23523	-1	-	-	-
B20051256	12.225608	-	0	-	-
C20355550=D21237483	12.1887008	-	-	0	24
B20481968	11.62116211	-	-2	-	-
D21077463	11.53492478	-	-	-	1
C20549576	11.23523	-	-	-3	-
A26598636	11.1043613	-6	-	-	-
D20348188	11.0243302	-	-	-	-2
B20091701	10.49825625	-	-12	-	-
B20549576	10.39474209	-	-14	-	-
B20098269	10.2430506	-	-30	-	-
C26598636	0.0539983	-	-	-22	-
A26596462=B20071356=C26596462=D25463225	0.053034	-40	-36	-36	-40



In the remaining part of Step2, the blank entries in the Raw Score Columns are filled up using the following linear interpolation Formulae:

$$X = x_1 + \frac{x_2 - x_1}{p_2 - p_1} (P - p_1)$$

Candidate	Percentile Score	Raw Score S1	Raw Score S2	Raw Score S3	Raw Score S4
A20020720=B20123935=C20150694=D20479616	100	200	194	188	200
B20012622=D20040337	99.9990405	199.7512409	192	187.93781	194
A20411664=C20087997	99.9691438	192	171.96504	186	171.96504
A20018569=C20121991	99.8312554	190	167.63275	184	167.63275
A20339879=C20058572	99.7329013	184	164.54257	180	164.54257
A20074407=C20060310	99.4320538	180	155.09028	172	155.09028
B20656224	96.9671093	158.958447	100	158.4442	101.91063
A20751862=D20467385	88.6545749	88	82.580043	112.72997	98
C20008597	78.3389742	56.7810489	60.96241	56	69.707196
A20922992	74.1377149	48	52.158146	47.207694	58.184318
A21004667=B20410215	69.2904047	40	42	36.629757	44.889504
C20430859	69.0018201	39.6972017	38.968549	36	44.097997
D20398094	68.9660903	39.6597121	38.593224	35.966106	44
B20236444	67.7672549	38.4018305	26	34.828858	43.753534
A21141123=C20518247	52.1353428	22	17.231221	20	40.539799
D20428934	49.5097099	20.1081761	15.758363	18.878207	40
B20128586=D20032939	46.3751151	17.8496346	14	17.538962	32
C20045510	38.0919321	11.8814266	9.7051566	14	31.141031
A25465232=C20860609	30.6758464	8	5.8599046	9	30.371981
A26545946=C20861476	27.5844446	6	4.2570079	5	30.051402
B20001667=D20690279	27.0887703	5.2651195	4	4.6325597	30
A25656543=C20512680	24.886459	2	2.6143453	3	28.614345
B20042147=D20840699	23.9100399	1.6148289	2	2.6148289	28
A26625216=C20069270	22.3514324	1	1.7332164	2	26.97122
D20084751	20.8800276	0.374867	1.4813591	1.7104312	26
A26174451	19.9976858	0	1.3303305	1.5367886	25.79696
A25463225	15.23523	-1	0.5151508	0.5995493	24.70105
B20051256	12.225608	-4.6428439	0	0.0072632	24.008493
C20355550=D21237483	12.1887008	-4.6875164	-0.122119	0	24
B20481968	11.6211621	-5.3744647	-2	-1.785703	4.0338503
D21077463	11.5349248	-5.4788463	-2.767984	-2.057041	1
C20549576	11.23523	-5.8415966	-5.436905	-3	-0.760858
A26598636	11.1043613	-6	-6.602352	-3.222382	-1.529777
D20348188	11.0243302	-6.24622	-7.315066	-3.358377	-2
B20091701	10.4982563	-7.8647146	-12	-4.252322	-3.822101
B20549576	10.3947421	-8.1831815	-14	-4.428221	-4.180631
B20098269	10.2430506	-8.6498685	-30	-4.685987	-4.706027
C26598636	0.0539983	-39.9970333	-35.99943	-22	-39.99666
A26596462=B20071356=C26596462=D25463225	0.053034	-40	-36	-36	-40



Step 3: Calculation of Normalized Score: Now for each subject there is a score assigned to each percentile value for each session. The Normalised score, Z, corresponding to a percentile value P, is calculated as:

$$Z = \text{Average of } (uA, uC, \dots, ut) = \frac{uA + uB + uC + \dots + ut}{t}$$

Where  $uA, uC, \dots, ut$  denote the raw scores corresponding to the percentile P in each of the different sessions

Candidate	PercentileScore	Raw Score S1	Raw Score S2	Raw Score S3	Raw Score S4	NormalizedMarks
A20020720=B20123935=C20150694=D20479616	100	200	194	188	200	195.5
B20012622=D20040337	99.999041	199.7512409	192	187.9378	194	193.4223
A20411664=C20087997	99.969144	192	171.965	186	171.965	180.4825
A20018569=C20121991	99.831255	190	167.6327	184	167.6327	177.3164
A20339879=C20058572	99.732901	184	164.5426	180	164.5426	173.2713
A20074407=C20060310	99.432054	180	155.0903	172	155.0903	165.5451
B20656224	96.967109	158.958447	100	158.4442	101.9106	129.8283
A20751862=D20467385	88.654575	88	82.58004	112.73	98	95.3275
C20008597	78.338974	56.7810489	60.96241	56	69.7072	60.86266
A20922992	74.137715	48	52.15815	47.20769	58.18432	51.38754
A21004667=B20410215	69.290405	40	42	36.62976	44.8895	40.87982
C20430859	69.00182	39.6972017	38.96855	36	44.098	39.69094
D20398094	68.96609	39.6597121	38.59322	35.96611	44	39.55476
B20236444	67.767255	38.4018305	26	34.82886	43.75353	35.74606
A21141123=C20518247	52.135343	22	17.23122	20	40.5398	24.94276
D20428934	49.50971	20.1081761	15.75836	18.87821	40	23.68619
B20128586=D20032939	46.375115	17.8496346	14	17.53896	32	20.34715
C20045510	38.091932	11.8814266	9.705157	14	31.14103	16.6819
A25465232=C20860609	30.675846	8	5.859905	9	30.37198	13.30797
A26545946=C20861476	27.584445	6	4.257008	5	30.0514	11.3271
B20001667=D20690279	27.08877	5.2651195	4	4.63256	30	10.97442
A25656543=C20512680	24.886459	2	2.614345	3	28.61435	9.057173
B20042147=D20840699	23.91004	1.6148289	2	2.614829	28	8.557414
A26625216=C20069270	22.351432	1	1.733216	2	26.97122	7.926109
D20084751	20.880028	0.374867	1.481359	1.710431	26	7.391664
A26174451	19.997686	0	1.330331	1.536789	25.79696	7.16602
A25463225	15.23523	-1	0.515151	0.599549	24.70105	6.203938
B20051256	12.225608	-4.6428439	0	0.007263	24.00849	4.843228
C20355550=D21237483	12.188701	-4.6875164	-0.12212	0	24	4.797591
B20481968	11.621162	-5.3744647	-2	-1.7857	4.03385	-1.28158
D21077463	11.534925	-5.4788463	-2.76798	-2.05704	1	-2.32597
C20549576	11.23523	-5.8415966	-5.43691	-3	-0.76086	-3.75984
A26598636	11.104361	-6	-6.60235	-3.22238	-1.52978	-4.33863
D20348188	11.02433	-6.24622	-7.31507	-3.35838	-2	-4.72992
B20091701	10.498256	-7.8647146	-12	-4.25232	-3.8221	-6.98478
B20549576	10.394742	-8.1831815	-14	-4.42822	-4.18063	-7.69801
B20098269	10.243051	-8.6498685	-30	-4.68599	-4.70603	-12.0105
C26598636	0.0539983	-39.9970333	-35.9994	-22	-39.9967	-34.4983
A26596462=B20071356=C26596462=D25463225	0.053034	-40	-36	-36	-40	-38

The above method is based on the work: "Normalization of marks in multi-session examinations", Abhay G. Bhatt et al, CURRENT SCIENCE, Vol. 118, No. 1, 10 January 2020.

Note: The NTA is planning to do the NCET 2024 examination in a single shift so that the need for Normalization will not exist. However, under unavoidable circumstances, if any subject is conducted in multi-shifts, then normalization will be done. The performance of every candidate will be evaluated using the equi-percentile method wherein normalized marks of each candidate will be calculated using the percentiles of each group of students in a given shift across multiple days for the same subject.



AssamCareerJobs.com



011-40759000

# Information Bulletin

AssamCareerJobs.com



## National Testing Agency

(An autonomous organization under the Department of Higher Education, Ministry of Education, Government of India)

Help Line: For Technical support, contact following during working days between 10.00 a.m. and 5.00 p.m.

E-mail ID - [ncet@nta.ac.in](mailto:ncet@nta.ac.in)

Website - [www.nta.ac.in](http://www.nta.ac.in), [ncet.samarth.ac.in](http://ncet.samarth.ac.in)